



# 91 SERIES

## Features

The 91 connector series is an improved, miniaturized version of the conventional 62 series (C type) and 58 series (S type). Multi-way, light-insertion, and lever-system connectors are available.

This series consists of 030 and 090 types (030, 090, and 250 types for the hybrid model) classified according to terminal size, supporting use in a variety of control circuits and low power circuits.

- The connector mechanism only allows the retainer to be set when the terminal is completely inserted.
- Retainers are pre-mounted on the connector housing, and are structured to enable setting by the same simple operation regardless of the number of ways, improving operability.
- An inertia locking system is used to prevent semi-engagement (this system is not incorporated in some connectors).
- Standard connectors can be directly secured to a bracket on the car body.
- A PCB model is also available for connection to printed circuit boards.

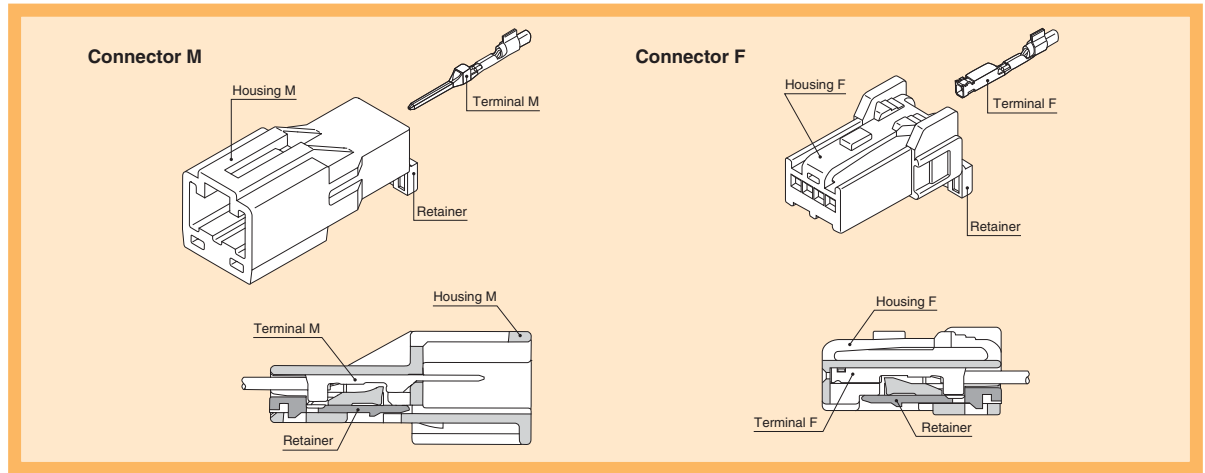
## 特長

91シリーズは、従来の62シリーズ(Cタイプ)と58シリーズ(Sタイプ)を小型化、改良したコネクタシリーズです。レバーを使用した多極低挿入力コネクタをとりそろえています。ターミナルサイズにより030・090 (ハイブリッドは030・090・250)で構成されており、各種の制御回路並びに低パワー回路に対応することができます。

- ターミナル半挿入の状態ではリテーナが装着できない機構になっています。
- リテーナはコネクタハウジングに予め組み付けられており、また極数に関係なく簡単な同一作業でセットすることができる構造になっているので、作業性が向上します。
- コネクタの半嵌合の起きにくい慣性ロック方式です。(慣性ロック方式でないコネクタが一部あります。)
- 標準タイプのコネクタはボデー側のブラケットに直接固定することができます。
- プリント基板との接続に適したPCBタイプも設定しました。

The 030 connector is a miniaturized C type 62 Series.  
 The retainer is temporarily attached to the connector in advance.  
 62シリーズのCタイプをさらに小型化(030)したコネクタです。  
 リテーナは予めコネクタに仮セットされています。

### Structure / 構造



L-02

### Terminal

※For terminal selection, please contact our sales staff.

※ターミナル選定にあたっては、必ず弊社営業担当にお問い合わせください。

### Housing (mm)

Material / P.B.T.

- Explanation of products name sign.
  - 品名記号の説明
- A 04 MW**
- Color (W: White, B: Black, BR: Brown, GY: Gray)
  - Male (F: Female) H=PCB-type
  - Number of way
  - A-type

4way	<p>Ref: Terminal part No. ターミナル参照頁 ※</p> <p><b>M(6098-1116)</b> A 04 MW</p>	<p>Ref: Terminal part No. ターミナル参照頁 ※</p> <p><b>F(6098-1120)</b> A 04 FW</p>
	8way	<p>Ref: Terminal part No. ターミナル参照頁 ※</p> <p><b>M(6098-1117)</b> A 08 MW</p>

※Detail dimensions for mounting portion of the bracket are specified in the official drawing. Please contact our sales staff.  
 ※固定用ブラケットに関しては、弊社営業担当にお問い合わせください。

## Housing (mm)

Material / P.B.T.

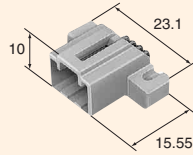
- Explanation of products name sign.
- 品名記号の説明

**A 04 MW**

- Color (W: White, B: Black, BR: Brown, GY: Gray)
- Mate (F: Female) H=PCB-type
- Number of way
- A-type

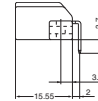
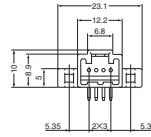
4way

Connector F part No.  
Fコネクタ品番 (6098-1120)  
Terminal type  
端子タイプ 030

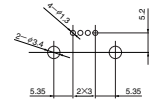


**M(6098-1282)** A 04 HW

● Dimensional drawing

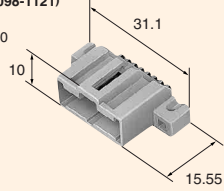


● Mounting drawing



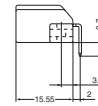
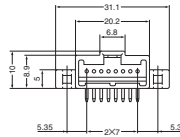
8way

Connector F part No.  
Fコネクタ品番 (6098-1121)  
Terminal type  
端子タイプ 030

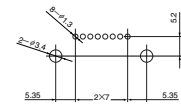


**M(6098-1141)** A 08 HW

● Dimensional drawing

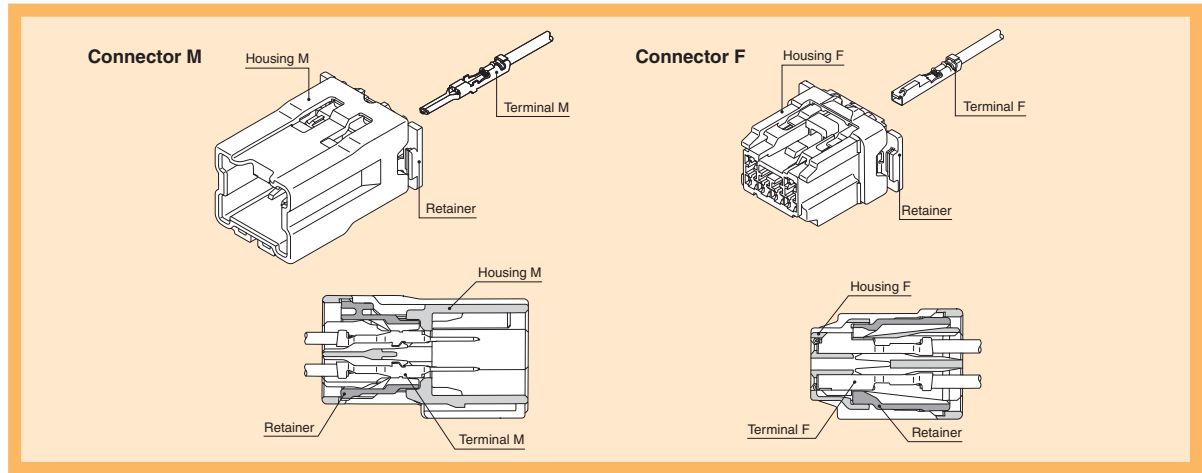


● Mounting drawing



The 090 connector is a miniaturized S type 58 Series.  
 The retainer is temporarily attached to the connector in advance.  
 58シリーズのSタイプをさらに小型化(090)したコネクタです。  
 リテーナは予めコネクタに仮セットされています。

## Structure / 構造



L-04

## Terminal

※For terminal selection, please contact our sales staff.

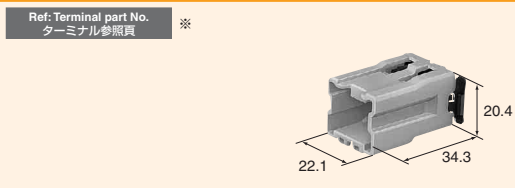
※ターミナル選定にあたっては、必ず弊社営業担当にお問い合わせください。

## Housing (mm)

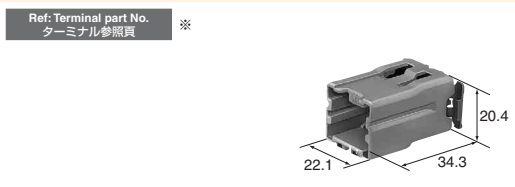
Material / P.B.T.

- Explanation of products name sign.
  - 品名記号の説明
- NS 06 MW**
- Color (W: White, BR: Brown)
  - Male (F: Female)
  - Number of way
  - NS-type

6way



**M(6098-0999)** NS 06 MW



**M(6098-1007)** NS 06 MBR



**F(6098-1214)** NS 06 FW



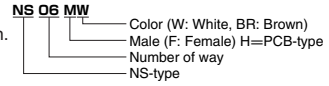
**F(6098-1009)** NS 06 FBR

※Detail dimensions for mounting portion of the bracket are specified in the official drawing. Please contact our sales staff.  
 ※固定用ブラケットに関しては、弊社営業担当にお問い合わせください。

## Housing (mm)

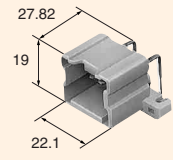
Material / P.B.T.

- Explanation of products name sign.
- 品名記号の説明



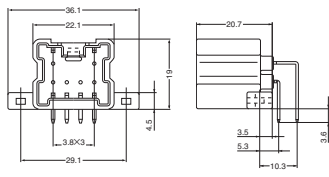
6way

Connector F part No. Fコネクタ品番	(6098-1214)
Terminal type 端子タイプ	090

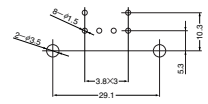


**M(6098-1198)** NS 06 HW

### ● Dimensional drawing



### ● Mounting drawing



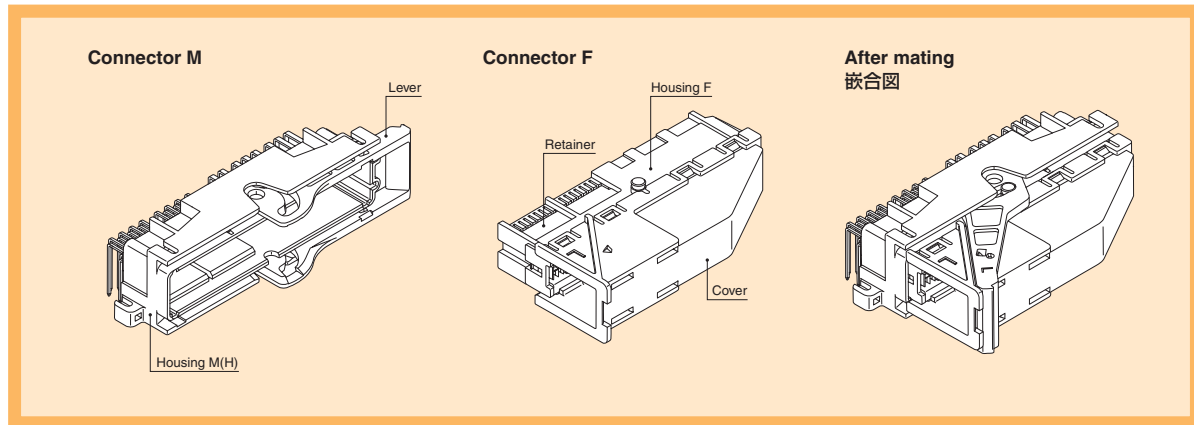
L-05

# 91 SERIES

030, 090, 250(0.8 mm, 2.3 mm, 6.6 mm) / HYBRID

Signal circuits and power circuits are accepted simultaneously.  
The multi-way connector uses a lever to lower the inserting force.  
信号回路とパワー回路を混合して使用できます。  
多極のコネクタはレバーを用い低挿入力化を可能としました。

## Structure / 構造



L-06

## Terminal

※ For terminal selection, please contact our sales staff.

※ ターミナル選定にあたっては、必ず弊社営業担当にお問い合わせください。

## Housing (mm)

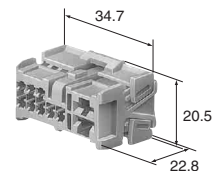
Material / P.B.T.

No. of way / ( ) corresponds to 030, 090, 250, in order from left to right.

- Explanation of products name sign.
  - A: A-type (NS: NS-type, M: M-type)
  - 04: Number of way
  - MW: Male (F: Female)
  - Color (W: White, B: Black, BR: Brown, GY: Gray)
- 品名記号の説明
  - 極数 / ( ) 内表示: 左から030極数、090極数、250極数

10way  
(8+2)

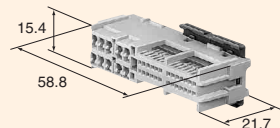
Ref: Terminal part No. [090] ※  
ターミナル参照頁 [250] ※



**F(6098-1715)** NS 08-M 02 FW

36way  
(26+10)

Ref: Terminal part No. [030] ※  
ターミナル参照頁 [090] ※

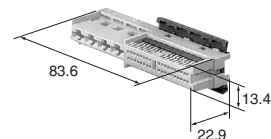


**F(6098-1027)** A 26 FW-NS 10

Cover No. (6911-0462)

40way  
(36+4)

Ref: Terminal part No. [030] ※  
ターミナル参照頁 [250] ※



Cover No. (6911-0483)  
Retainer No. (6918-1013)

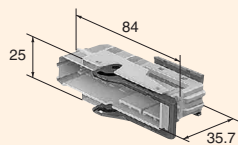
**F(6098-1108)** A 36 FW-M 04

# 91 SERIES

030, 090, 250(0.8 mm, 2.3 mm, 6.6 mm) / HYBRID

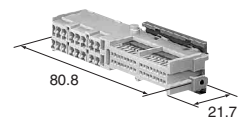
48way  
(32+16)

Ref: Terminal part No. [030] ※  
ターミナル参照頁 [090] ※



**M(6098-1109)** A 32 MW-NS 16

Ref: Terminal part No. [030] ※  
ターミナル参照頁 [090] ※



Cover No. (6911-0442)

**F(6098-1122)** A 32 FW-NS 16

L-07

# 91 SERIES

030, 090, 250(0.8 mm, 2.3 mm, 6.6 mm) / PCB

## Housing (mm)

Material / P.B.T.

Color / Natural

No. of way / ( ) corresponds to 030, 090, 250, in order from left to right.

● Explanation of products name sign.

● 品名記号の説明

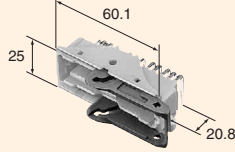
**A 04 MW**

Color (W: White, B: Black, BR: Brown, GY: Gray)  
 Male (F: Female) H=PCB-type  
 Number of way  
 A-type (NS: NS-type, M: M-type)

極数 / ( ) 内表示: 左から030極数、090極数、250極数

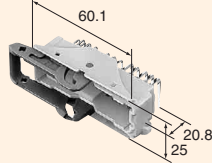
36way  
(26+10)

Connector F part No.  
Fコネクタ品番 (6098-1027)  
Terminal type  
端子タイプ  
26way (030) + 10way (090)



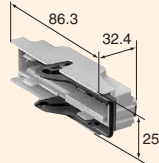
**M(6098-1022)** A 26 HW-NS 10 L

Connector F part No.  
Fコネクタ品番 (6098-1027)  
Terminal type  
端子タイプ  
26way (030) + 10way (090)



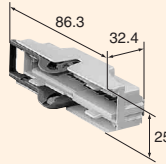
**M(6098-1023)** A 26 HW-NS 10 R

Connector F part No.  
Fコネクタ品番 (6098-1108)  
Terminal type  
端子タイプ  
36way (030) + 4way (250)



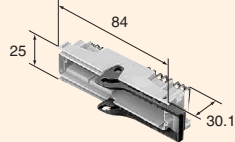
**M(6098-1106)** A 36 HW-M 04 L

Connector F part No.  
Fコネクタ品番 (6098-1108)  
Terminal type  
端子タイプ  
36way (030) + 4way (250)



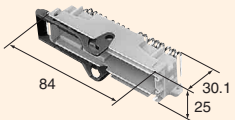
**M(6098-1107)** A 36 HW-M 04 R

Connector F part No.  
Fコネクタ品番 (6098-1122)  
Terminal type  
端子タイプ  
32way (030) + 16way (090)



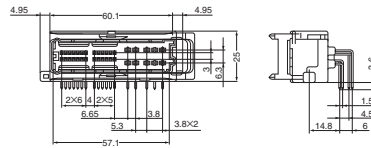
**M(6098-1442)** A 32 HW-NS 16 L

Connector F part No.  
Fコネクタ品番 (6098-1122)  
Terminal type  
端子タイプ  
32way (030) + 16way (090)

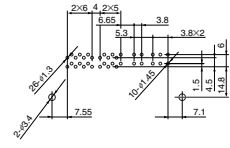


**M(6098-1443)** A 32 HW-NS 16 R

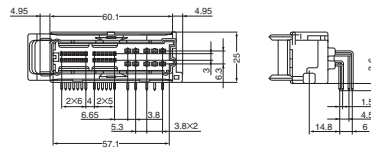
● Dimensional drawing



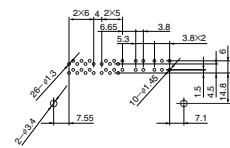
● Mounting drawing



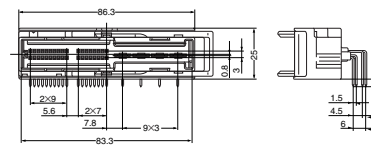
● Dimensional drawing



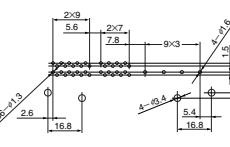
● Mounting drawing



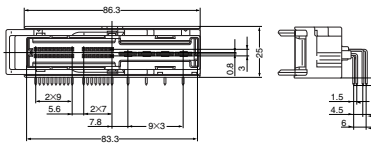
● Dimensional drawing



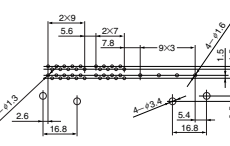
● Mounting drawing



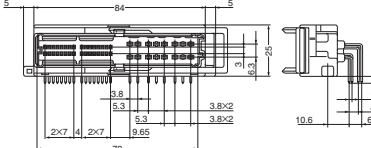
● Dimensional drawing



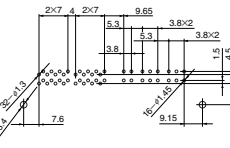
● Mounting drawing



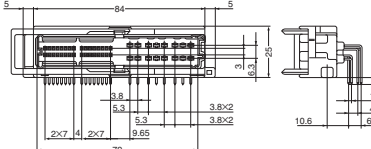
● Dimensional drawing



● Mounting drawing



● Dimensional drawing



● Mounting drawing

