

# TS SERIES



## Features

The TS connector series has a mechanism of Terminal Position Assurance. TPA/Retainers are pre-mounted on the connector housing. The connector mechanism only allows the TPA/Retainer to be set when the terminal is completely inserted. These connectors can be directly secured to a Stay/Support on the car body. PCB models are also available for connection to printed circuit boards.

## 特長

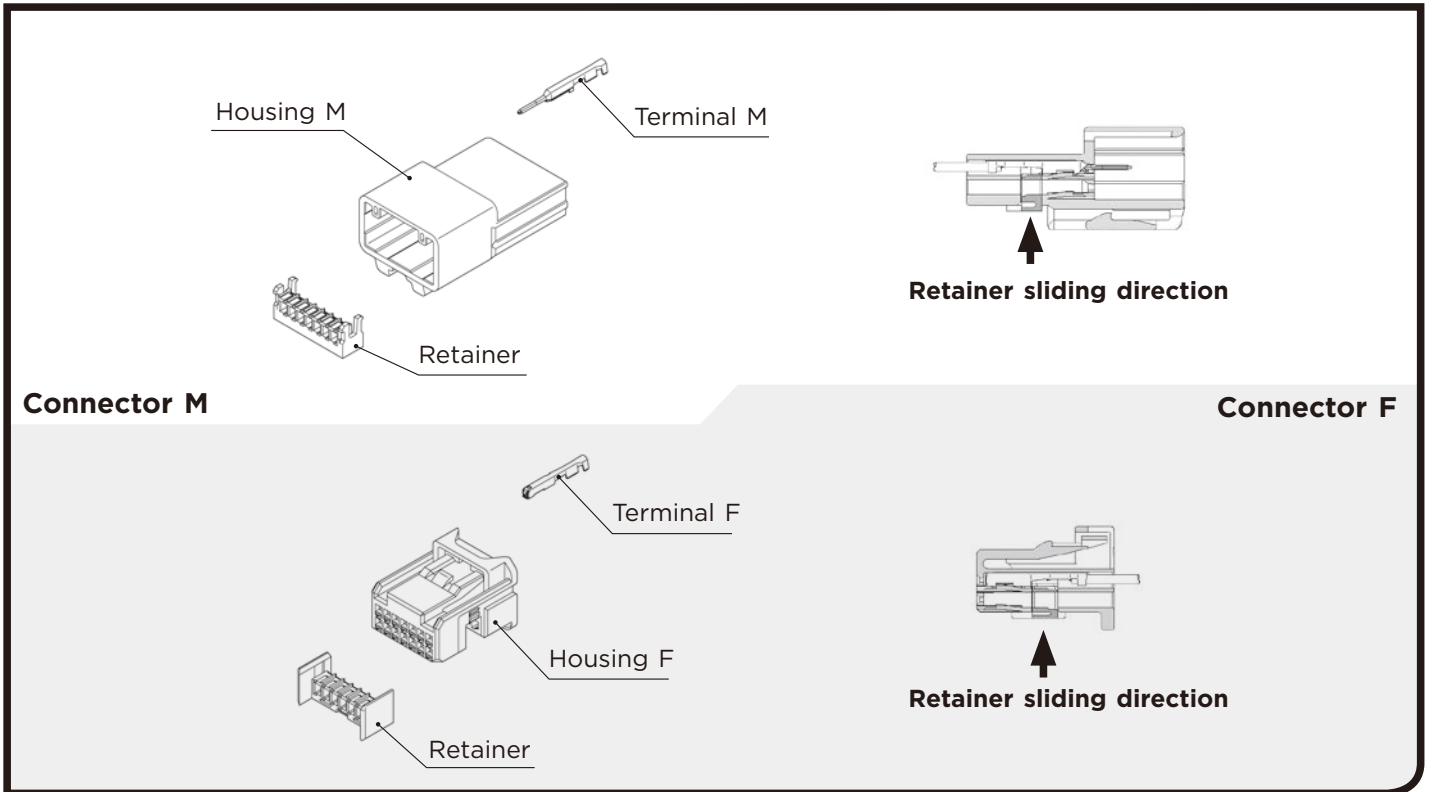
本シリーズはターミナルが半挿入の状態では、リテーナが装着できない機構になっています。リテーナはあらかじめコネクタに取り付けられています。また、コネクタは、ボデー側のブラケットに直接固定することができます。PCBタイプもご用意しています。

# TS SERIES for STANDARD

## 0.64mm (025)

A-02

Structure / Detecting structure for incomplete terminal insertion.



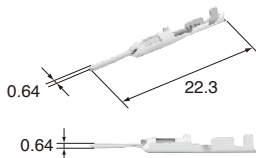
## 0.64mm (025)

(E)	(J)
Cable size	: 適用電線サイズ
Cable overall diameter	: 電線仕上り外径
Heat-resistant copper alloy	: 耐熱銅合金
Brass	: 黄銅
Surface treatment	: 表面処理
Gold-plated	: Auメッキ
Tin-plated	: Snメッキ

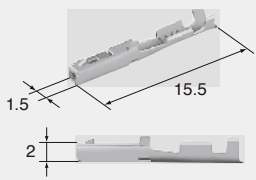
**Terminal** (UNIT : mm)

**(S)**

Cable size (mm <sup>2</sup> )	0.13
Material	Brass
Surface treatment	Tin-plated



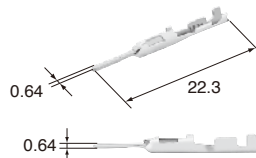
**M (8230-4878)**      **F (8240-0182)**



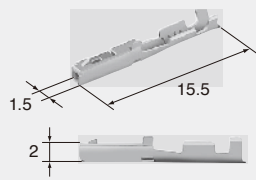
Cable size (mm <sup>2</sup> )	0.13
Material	Heat-resistant copper alloy
Surface treatment	Tin-plated

**(S)**      **Au**

Cable size (mm <sup>2</sup> )	0.13
Material	Brass
Surface treatment	Gold-plated



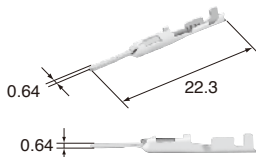
**M (8230-5136)**      **F (8240-0338)**



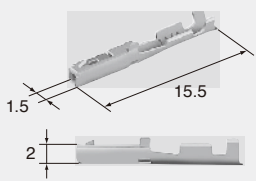
Cable size (mm <sup>2</sup> )	0.13
Material	Heat-resistant copper alloy
Surface treatment	Gold-plated

**(M)**

Cable size (mm <sup>2</sup> )	0.22~0.35
Material	Brass
Surface treatment	Tin-plated



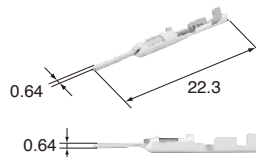
**M (8100-3622)**      **F (8100-3624)**



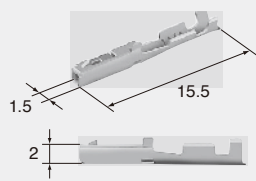
Cable size (mm <sup>2</sup> )	0.22~0.35
Material	Heat-resistant copper alloy
Surface treatment	Tin-plated

**(M)**      **Au**

Cable size (mm <sup>2</sup> )	0.22~0.35
Material	Brass
Surface treatment	Gold-plated



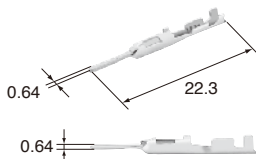
**M (8100-3626)**      **F (8100-3628)**



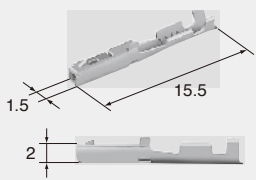
Cable size (mm <sup>2</sup> )	0.22~0.35
Material	Heat-resistant copper alloy
Surface treatment	Gold-plated

**(L)**

Cable size (mm <sup>2</sup> )	0.3~0.5
Material	Brass
Surface treatment	Tin-plated



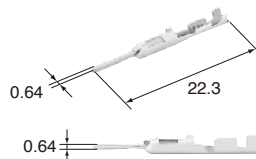
**M (8100-3623)**      **F (8100-3625)**



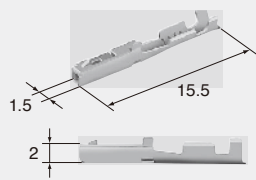
Cable size (mm <sup>2</sup> )	0.3~0.5
Material	Heat-resistant copper alloy
Surface treatment	Tin-plated

**(L)**      **Au**

Cable size (mm <sup>2</sup> )	0.3~0.5
Material	Brass
Surface treatment	Gold-plated



**M (8100-3627)**      **F (8100-3629)**



Cable size (mm <sup>2</sup> )	0.3~0.5
Material	Heat-resistant copper alloy
Surface treatment	Gold-plated

# 0.64mm (O25)

A-04

## Housing (UNIT : mm)

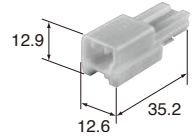
Ref: Terminal part No. A-02

Material PBT

### 2way


Color Natural

Note: Bracket size 9mm



### M (6098-6653)

### F (6098-6662)

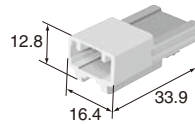


Color Natural

### 5way

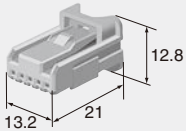
Color Natural

Note: Bracket size 9mm



### M (6098-3802)

### F (6098-3810)

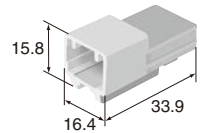


Color Natural

### 10way

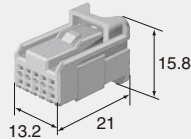
Color Natural

Note: Bracket size 9mm



### M (6098-3869)

### F (6098-3909)

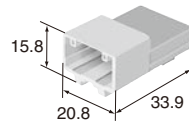


Color Natural

### 14way

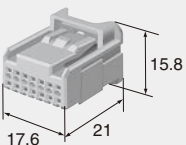
Color Natural

Note: Bracket size 9mm



### M (6098-3877)


### F (6098-3917)



Color Natural

### 14way

### F (6098-7241)



PCB Connector part No. 6098-7229 (A-26)

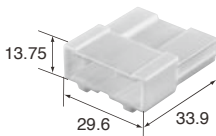
Color Natural

**16way**

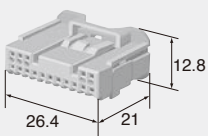
**Color** Natural

---

Note:Bracket size 17mm



**M (6098-7336)** **F (6098-4008)**



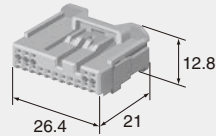
**PCB Connector part No.** 6098-6790 (A-26)  
6098-6793 (A-26)

---

**Color** Natural

**16way**

**F (6098-6688)**



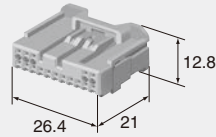
**PCB Connector part No.** 6098-6848 (A-27)

---

**Color** Natural

**16way**

**F (6098-6694)**



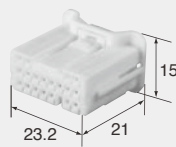
**PCB Connector part No.** 6098-6848 (A-27)

---

**Color** Natural

**19way**

**F (6098-7231)**



**PCB Connector part No.** 6098-7229 (A-26)

---

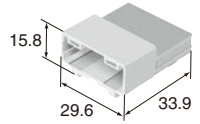
**Color** Natural

**22way**

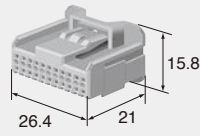
**Color** Natural

---

Note:Bracket size 17mm



**M (6098-3885)** **F (6098-3925)**

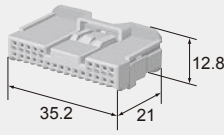



---

**Color** Natural

**24way**

**F (6098-4010)**



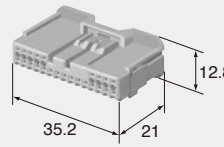
**PCB Connector part No.** 6098-6803 (A-27)

---

**Color** Natural

**24way**

**F (6098-6682)**



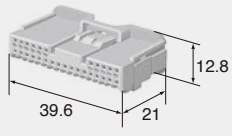
**PCB Connector part No.** 6098-6848 (A-27)

---

**Color** Natural

**28way**

**F (6098-4756)**



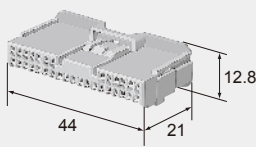
**PCB Connector part No.** 6098-6805 (A-27)  
6098-7102 (A-28)  
6098-6810 (A-28)

---

**Color** Natural

**32way**

**F (6098-4013)**

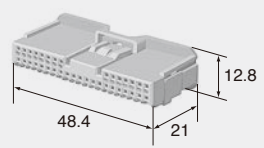



---

**Color** Natural

**36way**

**F (6098-4740)**



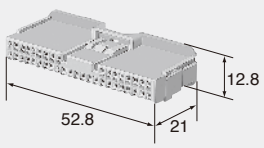
**PCB Connector part No.** 6098-6796 (A-27)  
6098-6798 (A-27)  
6098-6803 (A-27)

---

**Color** Natural

**40way**

**F (6098-4015)**



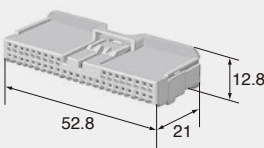
**PCB Connector part No.** 6098-6810 (A-28)

---

**Color** Natural

**40way**

**F (6098-4831)**



**PCB Connector part No.** 6098-6805 (A-27)  
6098-7102 (A-28)

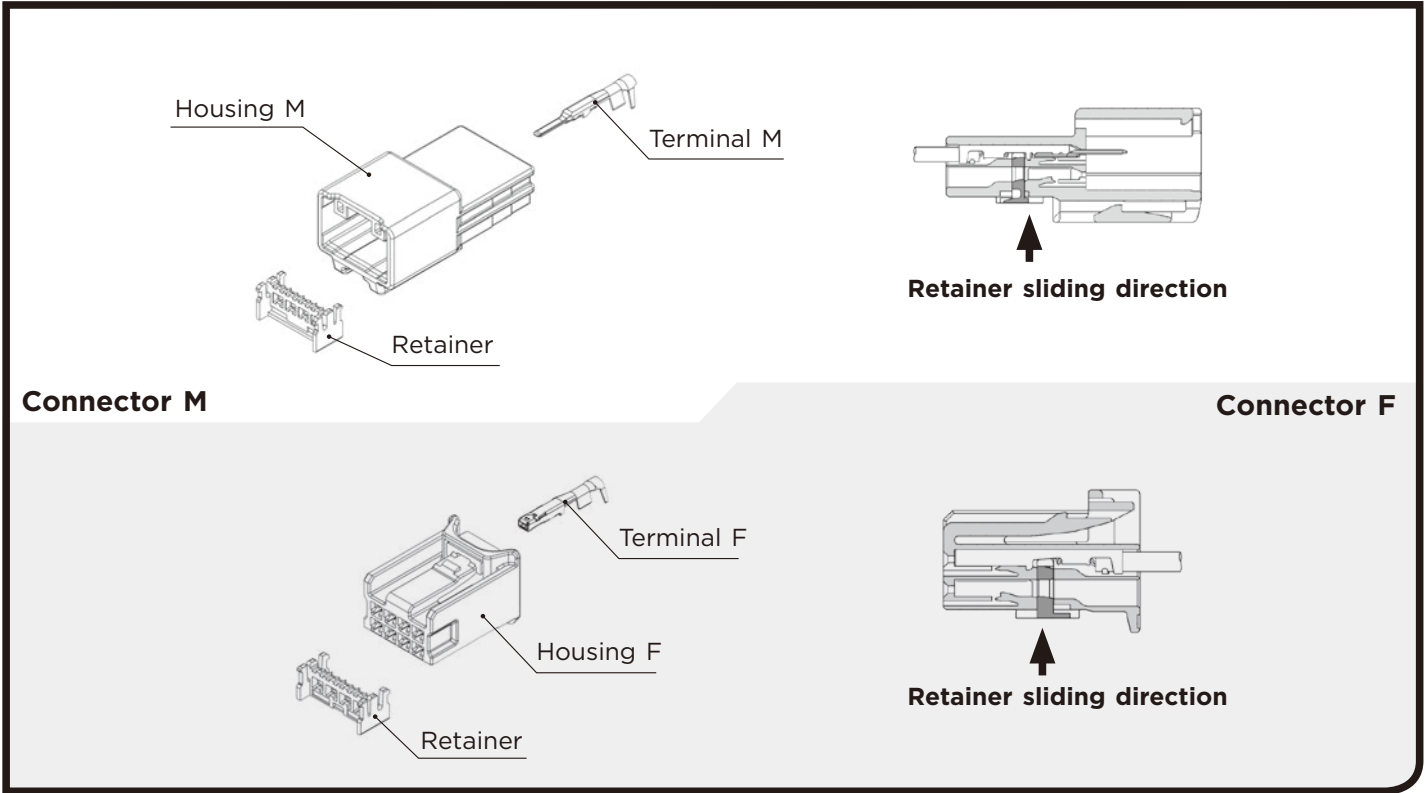
---

**Color** Natural

# TS SERIES for STANDARD

1.5mm (060)

Structure / Detecting structure for incomplete terminal insertion.



# 1.5mm (060)

A-08

(E)	(J)
Cable size	: 適用電線サイズ
Cable overall diameter	: 電線仕上り外径
Heat-resistant copper alloy	: 耐熱銅合金
Brass	: 黄銅
Surface treatment	: 表面処理
Gold-plated	: Auメッキ
Tin-plated	: Snメッキ

## Terminal (UNIT : mm)

(3S)

**F (8240-0339)**



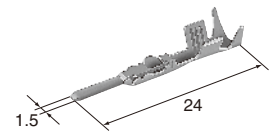
<b>Cable size (mm<sup>2</sup>)</b>	0.13
<b>Material</b>	Heat-resistant copper alloy
<b>Surface treatment</b>	Tin-plated

(S)

**Cable size (mm<sup>2</sup>)** 0.3~0.5


**Material** Brass

**Surface treatment** Tin-plated



(SS)

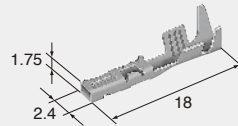
**F (8240-0279)**



<b>Cable size (mm<sup>2</sup>)</b>	0.22~0.35
<b>Material</b>	Heat-resistant copper alloy
<b>Surface treatment</b>	Tin-plated

**M (8230-4925)**

**F (8240-0215)**



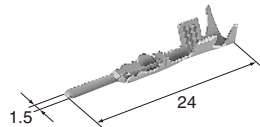
<b>Cable size (mm<sup>2</sup>)</b>	0.3~0.5
<b>Material</b>	Heat-resistant copper alloy
<b>Surface treatment</b>	Tin-plated

(M)

**Cable size (mm<sup>2</sup>)** 0.75~1.25

**Material** Brass

**Surface treatment** Tin-plated

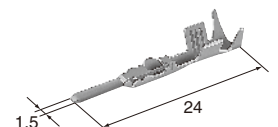


(L)

**Cable size (mm<sup>2</sup>)** 2.0

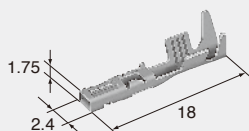
**Material** Heat-resistant copper alloy

**Surface treatment** Tin-plated



**M (8230-4924)**

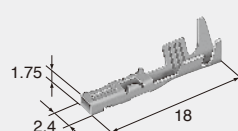
**F (8240-0213)**



<b>Cable size (mm<sup>2</sup>)</b>	0.75~1.25
<b>Material</b>	Heat-resistant copper alloy
<b>Surface treatment</b>	Tin-plated

**M (8230-4923)**

**F (8240-0214)**



<b>Cable size (mm<sup>2</sup>)</b>	2.0
<b>Material</b>	Heat-resistant copper alloy
<b>Surface treatment</b>	Tin-plated



# 1.5mm (060)

## Housing (UNIT : mm)

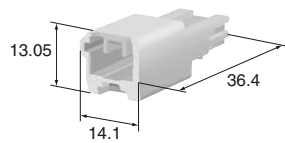
Ref: Terminal part No. A-08

Material PBT

### 2way

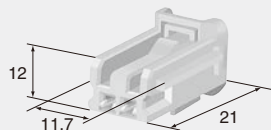
Color Natural

Note: Bracket size 9mm



M (6098-6050)

F (6098-6053)

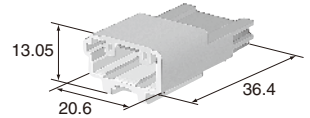


Color Natural

### 4way

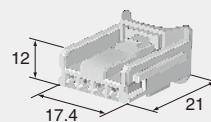
Color Natural

Note: Bracket size 9mm



M (6098-5668)

F (6098-5677)

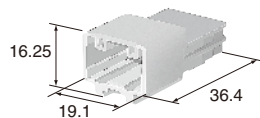


Color Natural

### 8way

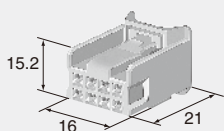
Color Natural

Note: Bracket size 9mm



M (6098-5686)

F (6098-5695)

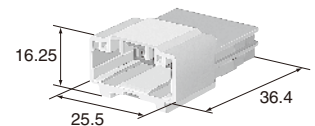


Color Natural

### 12way

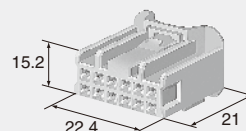
Color Natural

Note: Bracket size 17mm



M (6098-5704)

F (6098-5713)



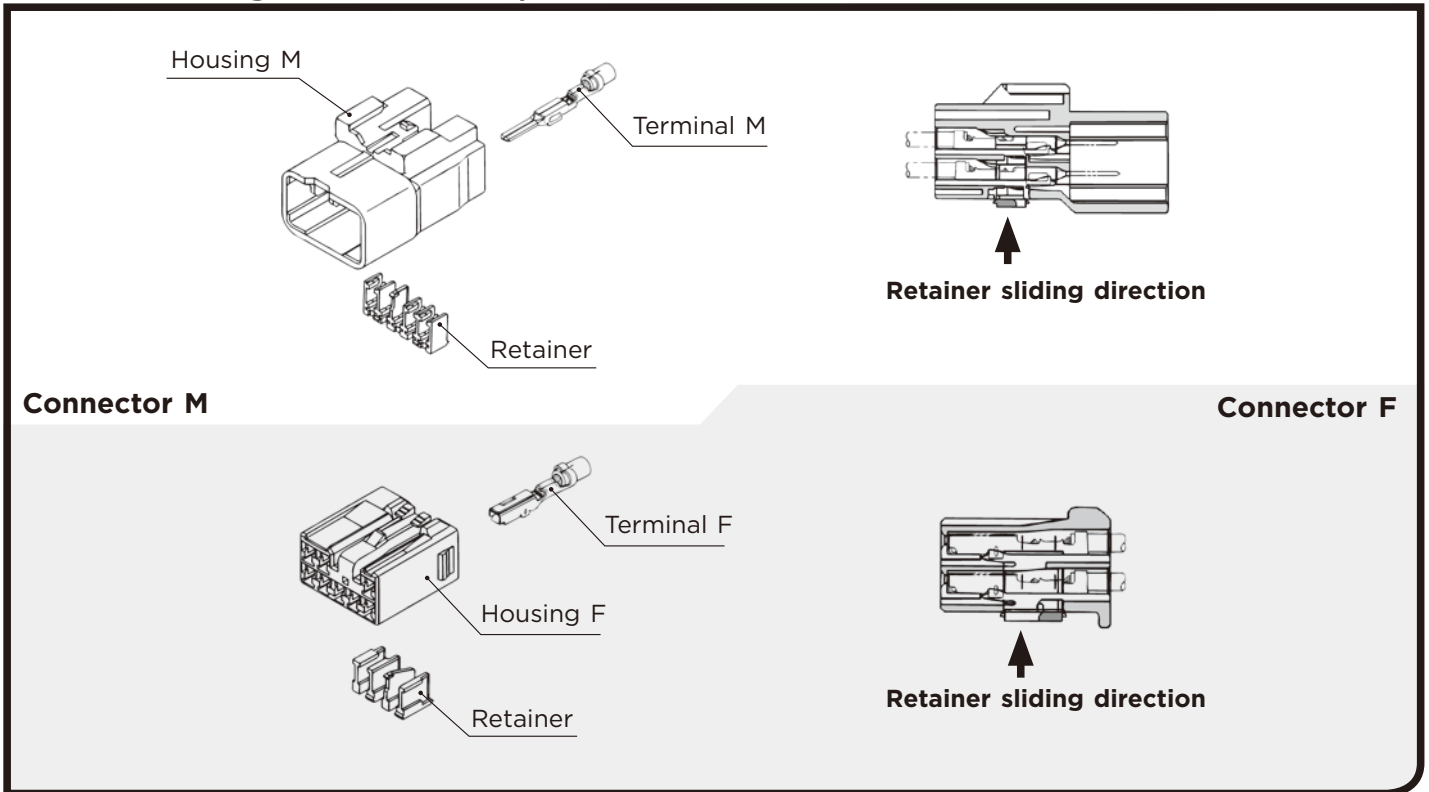
Color Natural

# TS SERIES for STANDARD

## 2.3mm (090)

A-10

Structure / Detecting structure for incomplete terminal insertion.



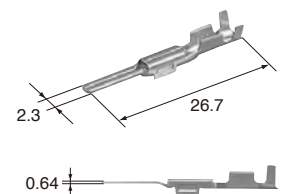
### 2.3mm (090)

(E)	(J)
Cable size	: 適用電線サイズ
Cable overall diameter	: 電線仕上り外径
Heat-resistant copper alloy	: 耐熱銅合金
Brass	: 黄銅
Surface treatment	: 表面処理
Gold-plated	: Auメッキ
Tin-plated	: Snメッキ

**Terminal** (UNIT : mm)

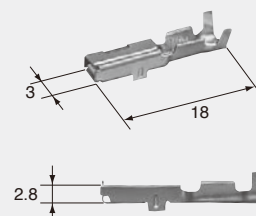
(SS)

<b>Cable size (mm<sup>2</sup>)</b>	0.22~0.35
<b>Material</b>	Brass
<b>Surface treatment</b>	Tin-plated



**M (8230-4742)**

**F (8240-0029)**



<b>Cable size (mm<sup>2</sup>)</b>	0.22~0.35
<b>Material</b>	Brass
<b>Surface treatment</b>	Tin-plated

**(S)**

Cable size (mm <sup>2</sup> )	0.3~0.5
Material	Brass
Surface treatment	Tin-plated

**M (8230-4492)**      **F (8240-4882)**

Cable size (mm <sup>2</sup> )	0.3~0.5
Material	Brass
Surface treatment	Tin-plated

**(S)** **Au**

Cable size (mm <sup>2</sup> )	0.3~0.5
Material	Brass
Surface treatment	Gold-plated

**M (8100-1341)**      **F (8100-1346)**

Cable size (mm <sup>2</sup> )	0.3~0.5
Material	Brass
Surface treatment	Gold-plated

**(M)**

Cable size (mm <sup>2</sup> )	0.5~1.25
Material	Brass
Surface treatment	Tin-plated

**M (8230-4502)**      **F (8240-4892)**

Cable size (mm <sup>2</sup> )	0.5~1.25
Material	Brass
Surface treatment	Tin-plated

**(M)** **Au**

Cable size (mm <sup>2</sup> )	0.5~1.25
Material	Brass
Surface treatment	Gold-plated

**M (8100-1342)**      **F (8100-1347)**

Cable size (mm <sup>2</sup> )	0.5~1.25
Material	Brass
Surface treatment	Gold-plated

**(L)**

Cable size (mm <sup>2</sup> )	2.0
Material	Brass
Surface treatment	Tin-plated

**M (8230-4512)**      **F (8240-4942)**

Cable size (mm <sup>2</sup> )	2.0
Material	Heat-resistant copper alloy
Surface treatment	Tin-plated

# 2.3mm (090)

A-12

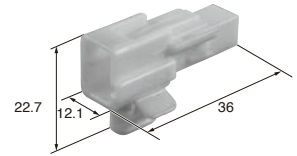
## Housing (UNIT : mm)

<b>Ref: Terminal part No.</b>	A-10
<b>Material</b>	PBT/PA6T


### 1way

<b>Material</b>	PBT
<b>Color</b>	Natural

Note:with clip for oval hole



### M (6240-1155)



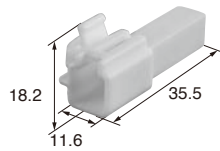
<b>Material</b>	PBT
<b>Color</b>	Natural

### F (6240-5214)


### 1way

<b>Material</b>	PBT
<b>Color</b>	Natural

Note:with clip for oval hole



### M (6520-0616)




<b>Material</b>	PBT
<b>Color</b>	Natural

### F (6520-0564)

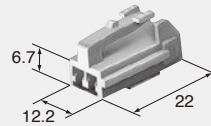
### 2way

<b>Material</b>	PA6T
<b>Color</b>	Natural

Note:Bracket size 9mm



### M (6520-0549)

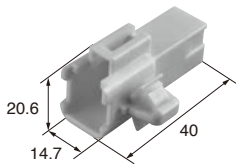


<b>Material</b>	PA6T
<b>Color</b>	Natural

### F (6520-0550)

### 4way

### M (1300-4455)



<b>Material</b>	PA6T
<b>Color</b>	Natural


Note:with clip for oval hole

## 6way

Material PBT

Color Natural

Note:with clip for round hole

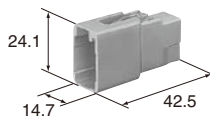


**M (6240-1107)**

Material PBT

Color Natural

Note:with clip for oval hole

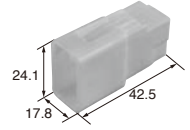


**M (6249-1243)**

Material PBT

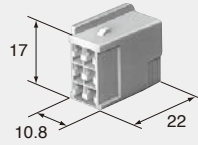
Color Natural

Note:Bracket size 9mm



**M (6249-1225)**


**F (6240-5118)**



Material PBT  
Color Natural

## 6way

**M (6240-1120)**



Material PBT  
Color Natural

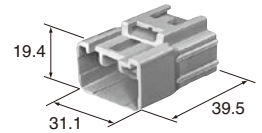
Note:Bracket size 17mm

## 9way

Material PBT

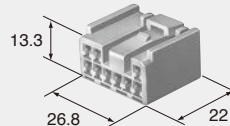
Color Natural

Note:Bracket size 17mm



**M (6249-1229)**


**F (6248-5270)**



Material PBT  
Color Natural

## 8way

**M (6240-1077)**



Material PBT  
Color Natural

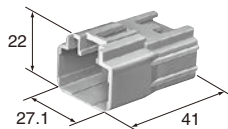
Note:Bracket size 17mm

## 10way

Material PBT

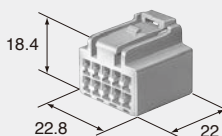
Color Natural

Note:Bracket size 17mm



**M (6249-1235)**

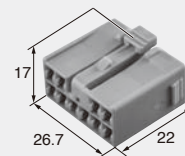
**F (6248-5276)**



Material PBT  
Color Natural

## 10way

**F (1300-3540)**

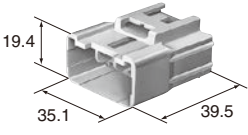


Material PBT  
Color Natural

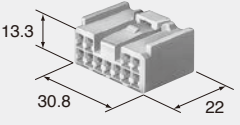
**11way**

<b>Material</b>	PBT
<b>Color</b>	Natural

Note: Bracket size 17mm



**M (6249-1234)**      **F (6248-5275)**

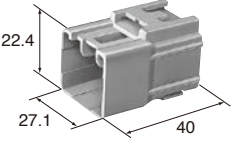


<b>Material</b>	PBT
<b>Color</b>	Natural

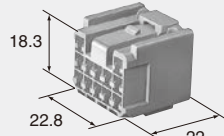
**12way**

<b>Material</b>	PBT
<b>Color</b>	Natural

Note: Bracket size 17mm



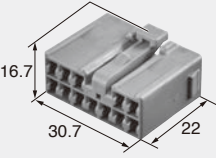
**M (6520-1009)**      **F (6520-1004)**



<b>Material</b>	PBT
<b>Color</b>	Natural

**12way**

**F (6520-0355)**

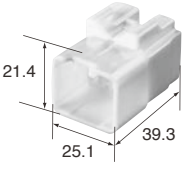


<b>Material</b>	PBT
<b>Color</b>	Natural


**13way**

<b>Material</b>	PBT
<b>Color</b>	Natural

Note: Bracket size 17mm




**M (6240-1122)**      **F (6240-5175)**



<b>Material</b>	PBT
<b>Color</b>	Natural

**13way**

**F (1300-4682)**

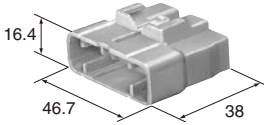


<b>Material</b>	PBT
<b>Color</b>	Natural

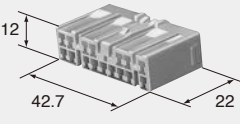
**16way**

<b>Material</b>	PBT
<b>Color</b>	Natural

Note: Bracket size 17mm



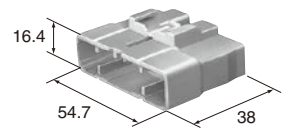
**M (6240-1158)**      **F (6240-5088)**



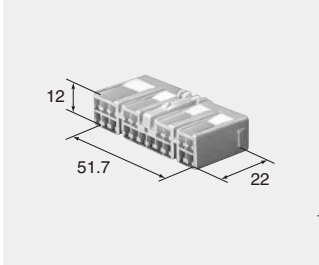
<b>Material</b>	PBT
<b>Color</b>	Natural

**20way**

**Material** PBT  
**Color** Natural  
 Note:Bracket size 23mm

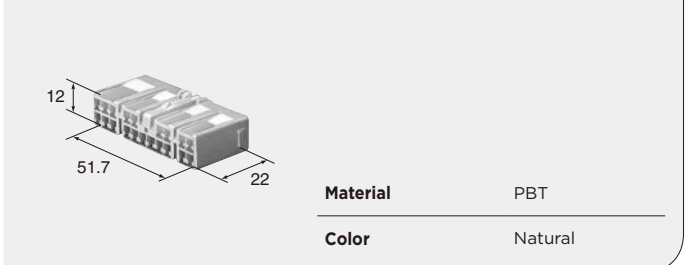


**M (6240-1033)**



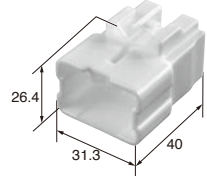
**Material** PBT  
**Color** Natural

**F (6240-5035)**

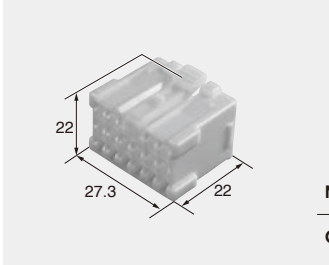


**16way**

**Material** PBT  
**Color** Natural  
 Note:Bracket size 17mm

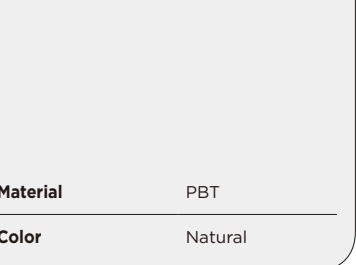


**M (6240-1031)**



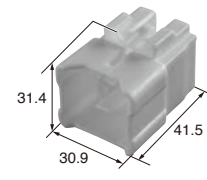
**Material** PBT  
**Color** Natural

**F (6240-5033)**

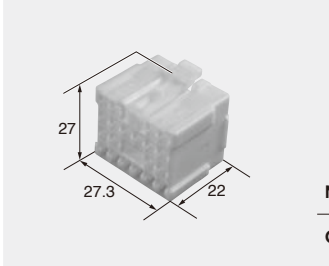


**20way**

**Material** PBT  
**Color** Natural  
 Note:Bracket size 17mm

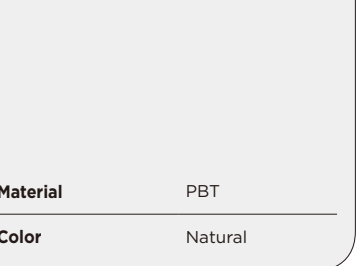


**M (6240-1035)**



**Material** PBT  
**Color** Natural

**F (6240-5134)**

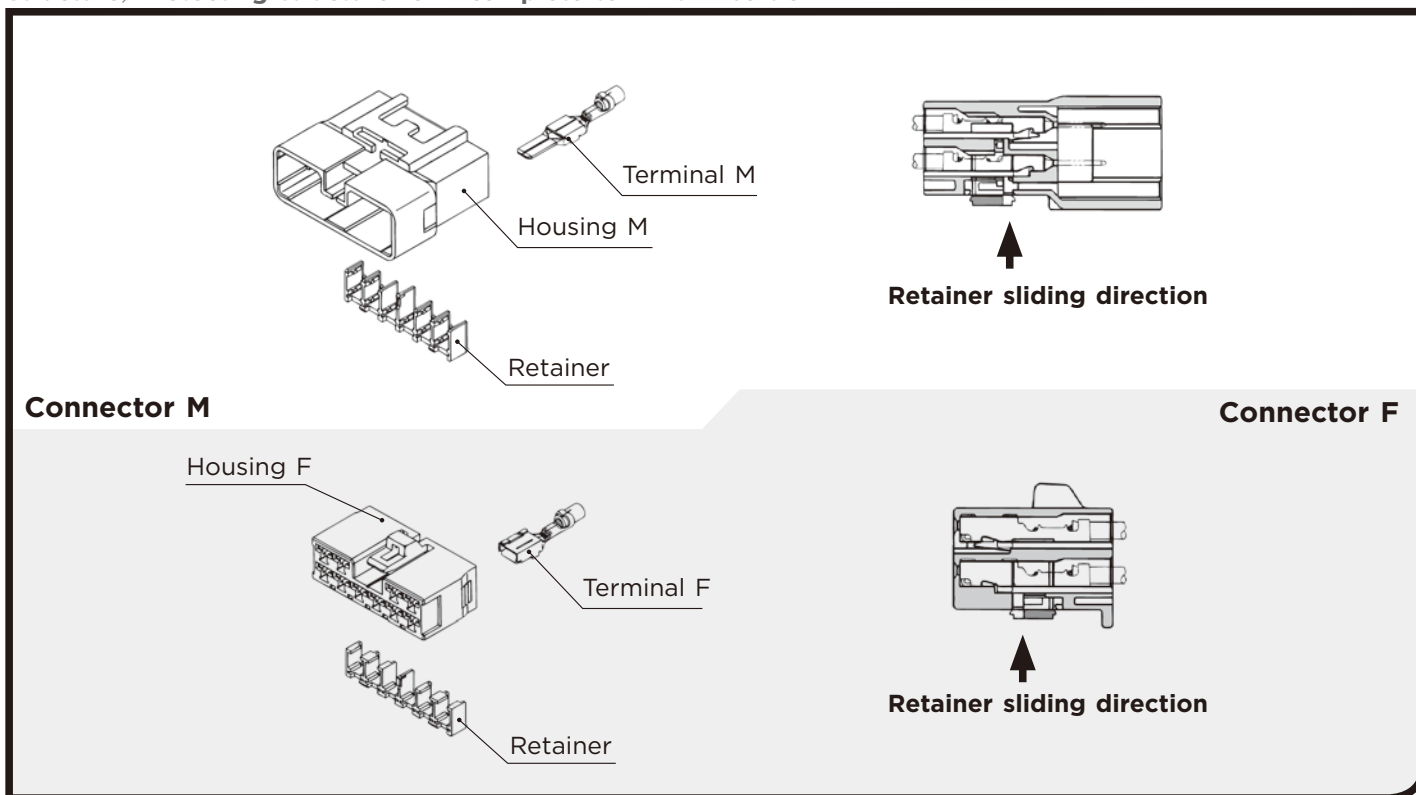


# TS SERIES for STANDARD

4.8mm (187)

A-16

Structure / Detecting structure for incomplete terminal insertion.



## 4.8mm (187)

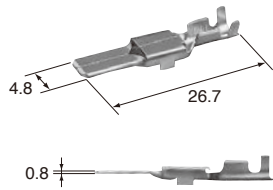
(E)	(J)
Cable size	: 適用電線サイズ
Cable overall diameter	: 電線仕上り外径
Heat-resistant copper alloy	: 耐熱銅合金
Brass	: 黄銅
Surface treatment	: 表面処理
Gold-plated	: Auメッキ
Tin-plated	: Snメッキ

**Terminal** (UNIT : mm)



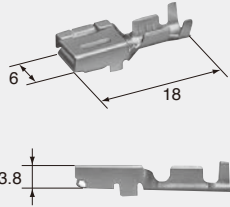
**(S)**

Cable size (mm <sup>2</sup> )	0.3~0.5
Material	Brass
Surface treatment	Tin-plated



**M (8230-4522)**

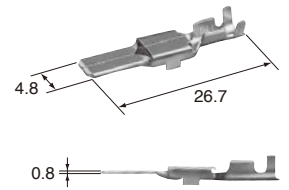
**F (8240-4912)**



Cable size (mm <sup>2</sup> )	0.3~0.5
Material	Brass
Surface treatment	Tin-plated

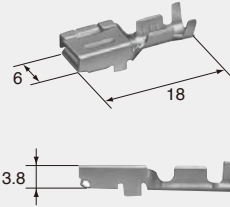
**(M)**

Cable size (mm <sup>2</sup> )	0.5~1.25
Material	Brass
Surface treatment	Tin-plated



**M (8230-4532)**

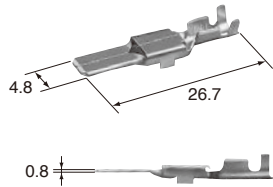
**F (8240-4922)**



Cable size (mm <sup>2</sup> )	0.5~1.25
Material	Brass
Surface treatment	Tin-plated

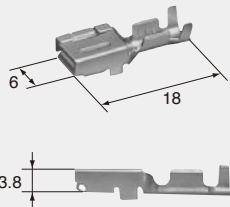
**(L)**

Cable size (mm <sup>2</sup> )	2.0~3.0
Material	Brass
Surface treatment	Tin-plated



**M (8230-4542)**

**F (8240-4932)**

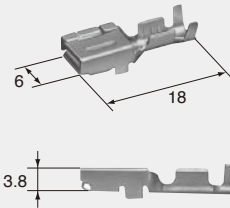


Cable size (mm <sup>2</sup> )	2.0~3.0
Material	Brass
Surface treatment	Tin-plated

**(L)**

**F (8100-1555)**

Cable size (mm <sup>2</sup> )	2.0~3.0
Material	Heat-resistant copper alloy
Surface treatment	Tin-plated



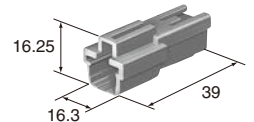
**4.8mm (187)**

**Housing (UNIT : mm)**

Ref: Terminal part No.	A-16
Material	PBT

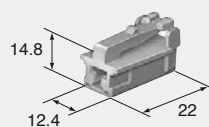
**1way**

Color	Natural
Note: Bracket size 9mm	



**M (6098-0822)**

**F (6098-0824)**




Color	Natural
-------	---------

**2way**

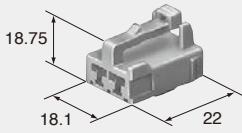
**Color** Natural

Note:Bracket size 9mm



**M (6098-0323)**

**F (6098-0325)**

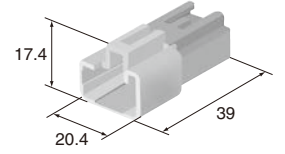


**Color** Natural

**2way**

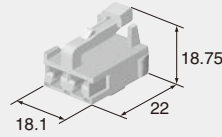
**Color** Natural

Note:Bracket size 9mm



**M (6098-0469)**

**F (6098-0471)**




**Color** Natural

**3way**


**Color** Natural

Note:Bracket size 9mm



**M (6098-0149)**

**F (6098-0151)**




**Color** Natural

**4way**

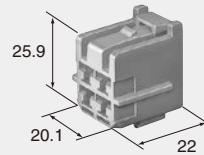
**Color** Natural

Note:Bracket size 9mm



**M (6098-1851)**

**F (6098-1489)**

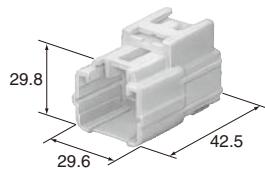


**Color** Natural

**6way**

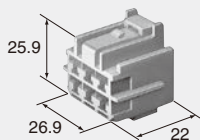
**Color** Natural

Note:Bracket size 17mm



**M (6098-2211)**

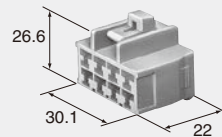
**F (6098-1716)**



**Color** Natural

**8way**

**F (6098-0518)**




**Color** Natural

## 10way

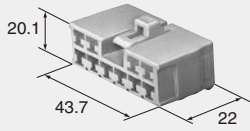
**Color** Natural

Note: Bracket size 23mm



## M (6098-0154)

## F (6098-0156)



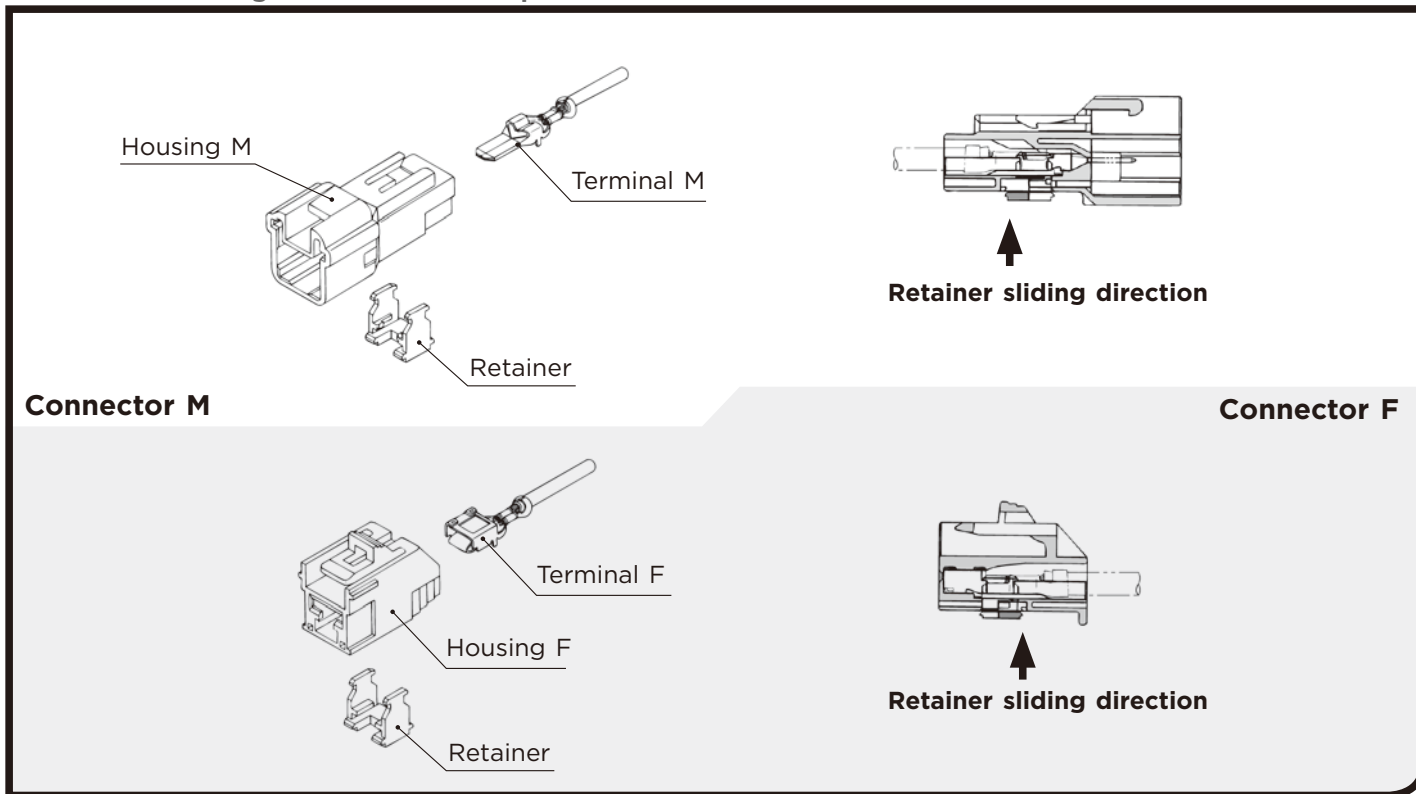
**Color** Natural

# TS SERIES for STANDARD

## 8.0mm (312)

A-20

Structure / Detecting structure for incomplete terminal insertion.



### 8.0mm (312)

(E)	(J)
Cable size	: 適用電線サイズ
Cable overall diameter	: 電線仕上り外径
Heat-resistant copper alloy	: 耐熱銅合金
Brass	: 黄銅
Surface treatment	: 表面処理
Gold-plated	: Auメッキ
Tin-plated	: Snメッキ

### Terminal (UNIT : mm)

(S)

Cable size (mm <sup>2</sup> )	0.5~1.25
Material	Brass
Surface treatment	Tin-plated

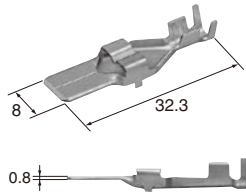
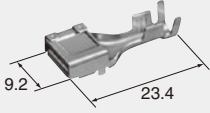
<b>M (8100-0520)</b>	<b>F (8100-0707)</b>
----------------------	----------------------

Cable size (mm <sup>2</sup> )	0.5~1.25
Material	Brass
Surface treatment	Tin-plated

**(M)**Cable size (mm<sup>2</sup>) 2.0~3.0

Material Brass

Surface treatment Tin-plated

**M (8100-0521)**Cable size (mm<sup>2</sup>) 2.0~3.0

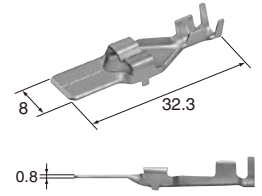

Material Heat-resistant copper alloy

Surface treatment Tin-plated

**F (8100-2493)****(L)**Cable size (mm<sup>2</sup>) 5.0~8.0

Material Brass

Surface treatment Tin-plated

**M (8100-0522)**Cable size (mm<sup>2</sup>) 5.0~8.0

Material Heat-resistant copper alloy

Surface treatment Tin-plated

**F (8100-1553)****8.0mm (312)****Housing** (UNIT : mm)

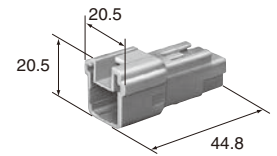
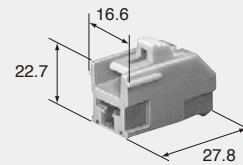
Ref: Terminal part No. A-20

Material PBT

**1way**

Color Natural

Note: Bracket size 9mm

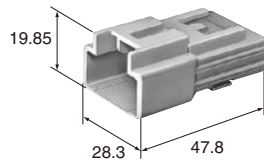
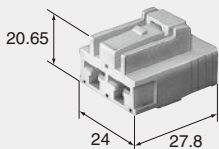
**M (6240-1093)****F (6098-0441)**

Color Natural

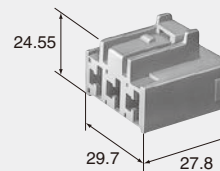
**2way**

Color Natural

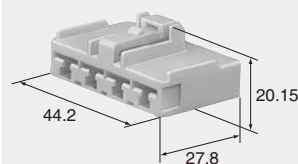
Note: Bracket size 17mm

**M (6098-1278)**

Color Natural

**F (6098-1104)****3way****F (6520-1466)**

Color Natural

**4way****F (6098-2137)**

Color Natural

# TS SERIES for HYBRID

## 0.64mm, 1.5mm (025, 060)

### Housing (UNIT : mm)

Ref: Terminal part No. [0.64mm] A-02  
[1.5mm] A-08

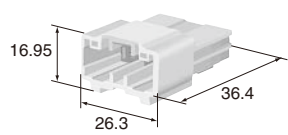
Material PBT

No. of way/ ( ) corresponds to 0.64mm, 1.5mm, in order from left to right.  
極数 / ( ) 内表示: 左から0.64mm 極数、1.5mm 極数

#### 12way (4+8)

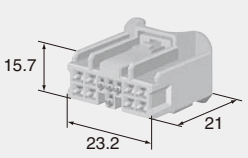
Color Natural

Note: Bracket size 17mm



M (6098-6055)

F (6098-6083)

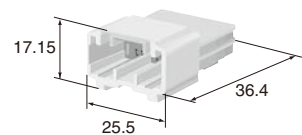


Color Natural

#### 12way (6+6)

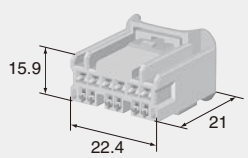
Color Natural

Note: Bracket size 17mm



M (6098-6104)

F (6098-6111)

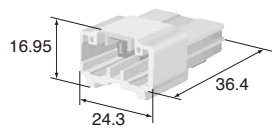


Color Natural

#### 12way (8+4)

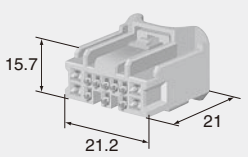
Color Natural

Note: Bracket size 17mm



M (6098-6090)

F (6098-6097)

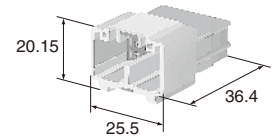


Color Natural

#### 18way (8+10)

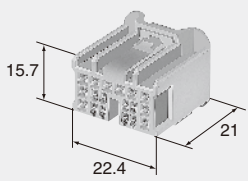
Color Natural

Note: Bracket size 17mm



M (6098-5650)

F (6098-5659)

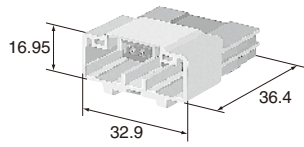


Color Natural

**18way (10+8)**

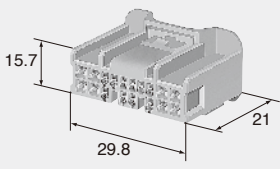
**Color** Natural

Note: Bracket size 17mm



**M (6098-5594)**

**F (6098-5604)**

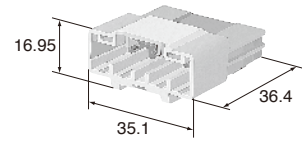


**Color** Natural

**18way (12+6)**

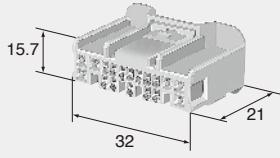
**Color** Natural

Note: Bracket size 17mm



**M (6098-5631)**


**F (6098-5641)**



**Color** Natural

**20way (14+6)**

**F (6098-6876)**



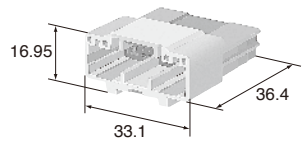
**PCB Connector part No.** 6098-6869(A-28)

**Color** Black

**20way (16+4)**

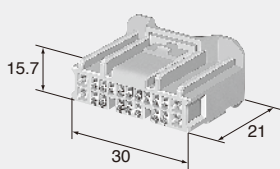
**Color** Natural

Note: Bracket size 17mm



**M (6098-5613)**

**F (6098-5622)**



**Color** Natural

**0.64mm, 2.3mm (025, 090)**

**Housing (UNIT : mm)**

**Ref: Terminal part No.** [0.64mm] A-02  
[2.3mm] A-10

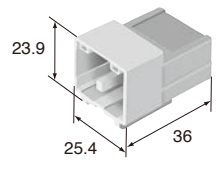
**Material** PBT

No. of way/ ( ) corresponds to 0.64mm, 2.3mm, in order from left to right.  
極数/ ( ) 内表示 : 左から0.64mm 極数、2.3mm 極数

**17way (8+9)**

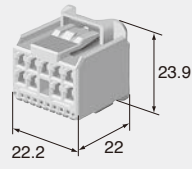
**Color** Natural

Note: Bracket size 17mm



**M (6098-3893)**

**F (6098-3933)**

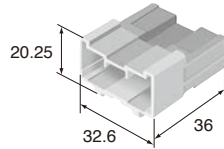


**Color** Natural

### 18way (10+8)

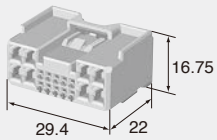
Color Natural

Note: Bracket size 17mm



M (6098-3901)

F (6098-3941)

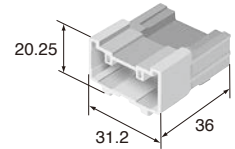


Color Natural

### 20way (16+4)

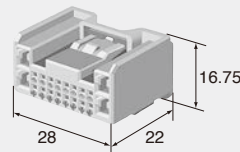
Color Natural

Note: Bracket size 17mm



M (6098-3818)

F (6098-3826)



Color Natural

## 0.64mm, 4.8mm (025, 187)

### Housing (UNIT : mm)

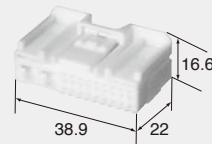
Ref: Terminal part No. [0.64mm] A-02  
[4.8mm] A-16

Material PBT

No. of way/ ( ) corresponds to 0.64mm, 4.8mm, in order from left to right.  
極数 / ( ) 内表示 : 左から0.64mm 極数、4.8mm 極数

### 20way (18+2)

F (6098-5903)



Color Natural

## 2.3mm, 4.8mm (090, 187)

### Housing (UNIT : mm)

Ref: Terminal part No. [2.3mm] A-10  
[4.8mm] A-16

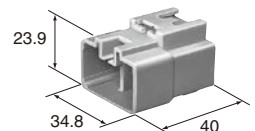
Material PBT

No. of way/ ( ) corresponds to 2.3mm, 4.8mm, in order from left to right.  
極数 / ( ) 内表示 : 左から2.3mm 極数、4.8mm 極数

### 14way (12+2)

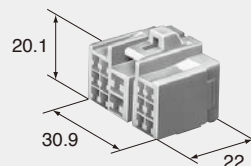
Color Natural

Note: Bracket size 17mm



M (6241-0261)

F (6245-0281)



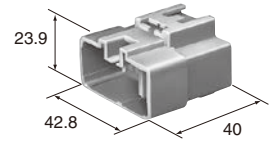
Color Natural



**20way (18+2)**

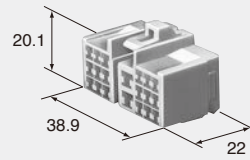
**Color** Natural

Note:Bracket size 17mm



**M (6241-0281)**

**F (6245-0301)**

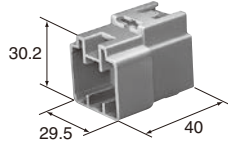


**Color** Natural

**15way (12+3)**

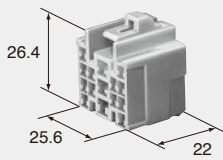
**Color** Natural

Note:Bracket size 17mm



**M (6241-0241)**

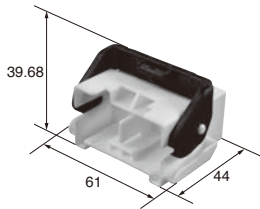
**F (6245-0261)**



**Color** Natural

**26way (22+4) Swing Lever**

**M (6249-1254)**



**Color** Natural

Note:Bracket size 23mm

0.64mm (025)

# TS SERIES for PCB


## Housing (UNIT : mm)

Material PBT G30/SPS G30

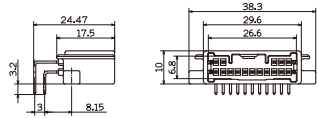
**16way**

**M (6098-6790)**

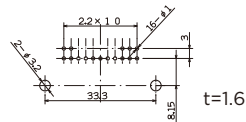
Connector F part No.	6098-4008 (A-05)
Material	PBT G30
Color	Natural



● Detailed dimension  
寸法詳細




● Recommended dimension of Circuit board  
基板推奨詳細



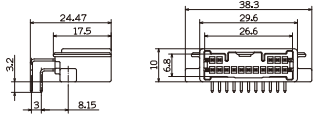
**16way**

**M (6098-6793)**

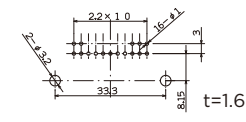
Connector F part No.	6098-4008 (A-05)
Material	SPS G30
Color	Natural



● Detailed dimension  
寸法詳細



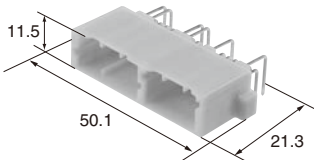
● Recommended dimension of Circuit board  
基板推奨詳細



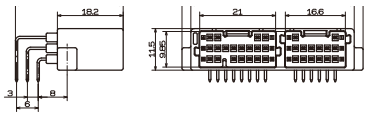
**33way**

**M (6098-7229)**

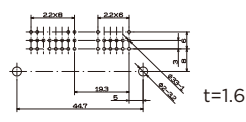
Connector F part No.	6098-7231 (A-05) 6098-7241 (A-04)
Material	SPS G30
Color	Natural



● Detailed dimension  
寸法詳細




● Recommended dimension of Circuit board  
基板推奨詳細



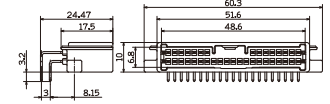
36way

M (6098-6796)

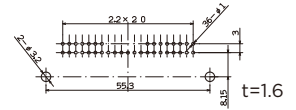
Connector F part No.	6098-4740 (A-06)
Material	PBT G30
Color	Natural



● Detailed dimension  
寸法詳細




● Recommended dimension of Circuit board  
基板推奨詳細



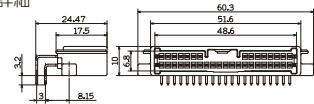
36way

M (6098-6798)

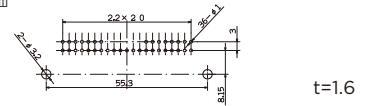
Connector F part No.	6098-4740 (A-06)
Material	SPS G30
Color	Natural



● Detailed dimension  
寸法詳細



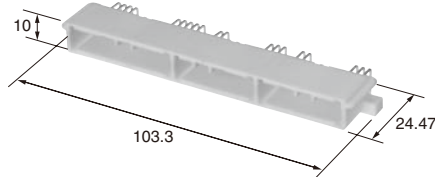
● Recommended dimension of Circuit board  
基板推奨詳細



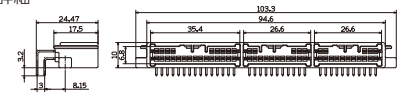
56way (16+16+24)

M (6098-6848)

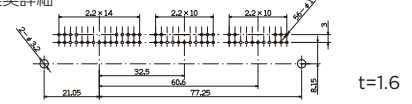
Connector F part No.	6098-6688 (A-05) 6098-6694 (A-05) 6098-6682 (A-05)
Material	SPS G30
Color	Natural



● Detailed dimension  
寸法詳細




● Recommended dimension of Circuit board  
基板推奨詳細



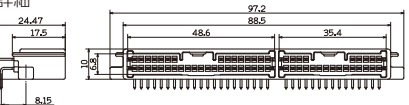
60way (36+24)

M (6098-6803)

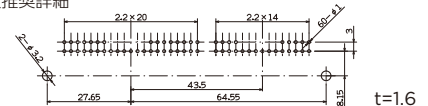
Connector F part No.	6098-4010 (A-05) 6098-4740 (A-06)
Material	SPS G30
Color	Natural



● Detailed dimension  
寸法詳細




● Recommended dimension of Circuit board  
基板推奨詳細



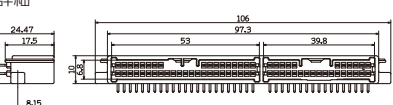
68way (40+28)

M (6098-6805)

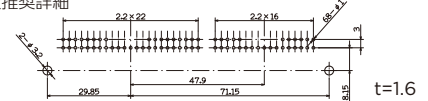
Connector F part No.	6098-4756 (A-05) 6098-4831 (A-06)
Material	PBT G30
Color	Natural



● Detailed dimension  
寸法詳細




● Recommended dimension of Circuit board  
基板推奨詳細



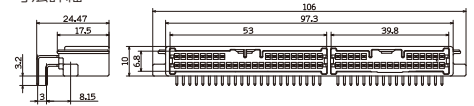
68way (40+28)

M (6098-7102)

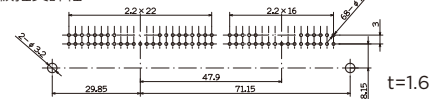
Connector F part No.	6098-4756 (A-05) 6098-4831 (A-06)
Material	SPS G30
Color	Natural



● Detailed dimension  
寸法詳細



● Recommended dimension of Circuit board  
基板推奨詳細

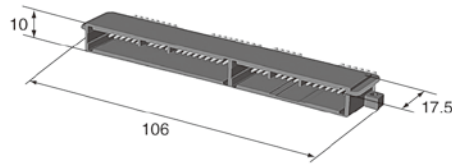


A-28

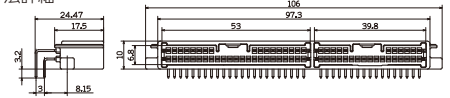
68way (40+28)

M (6098-6810)

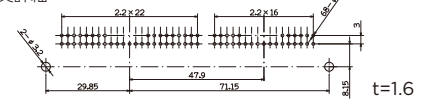
Connector F part No.	6098-4756 (A-05) 6098-4015 (A-06)
Material	PBT G30
Color	Blue



● Detailed dimension  
寸法詳細



● Recommended dimension of Circuit board  
基板推奨詳細



0.64mm, 1.5mm (025, 060)

Housing (UNIT : mm)


Material LCP

No. of way/ ( ) corresponds to 0.64mm, 1.5mm, in order from left to right.  
極数 / ( ) 内表示 : 左から0.64mm 極数、1.5mm 極数

20way (14+6)

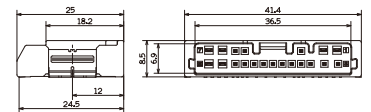
M (6098-6869)

Connector F part No.	6098-6876 (A-23)
Material	LCP
Color	Black



SMT type

● Detailed dimension  
寸法詳細



● Recommended dimension of Circuit board  
基板推奨詳細

