


RS SERIES



Features

RS series consists of a 2.3mm type classified according to terminal size, supporting use in a variety of control circuits and low power circuits. The RS-standard type connectors adopt an inertia locking system to prevent semi-engagement (this system is not incorporated in some connectors).

特長

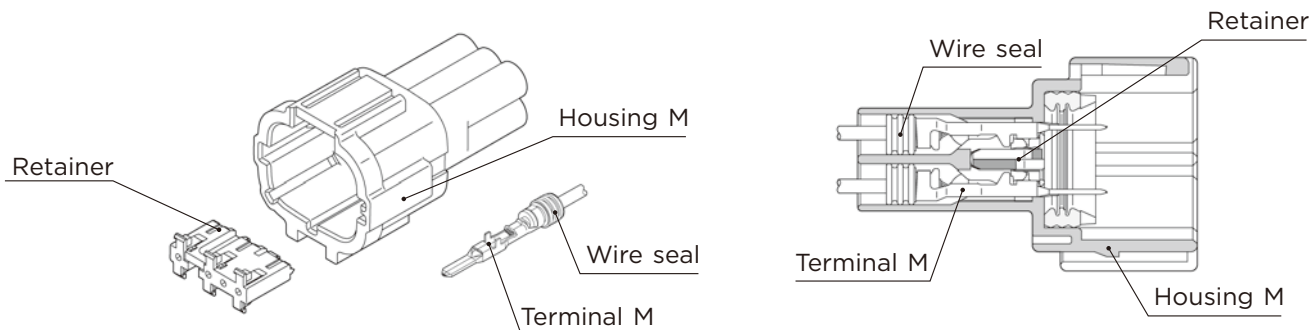
RSシリーズは、ターミナルサイズが2.3mmで構成されており、各種の制御回路並びに低パワー回路に対応することができます。

RS標準タイプコネクタは、コネクタの半嵌合が起きにくい慣性ロック方式です。(慣性ロック方式でないコネクタが一部あります。)

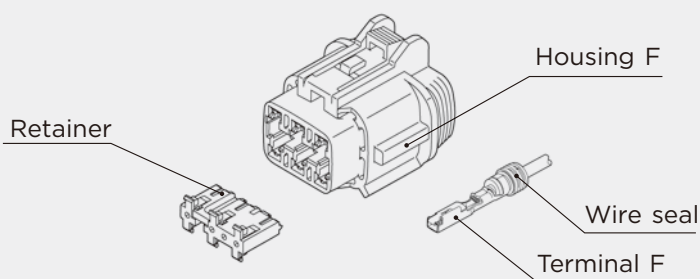
RS SERIES for STANDARD Type1

2.3mm (090)

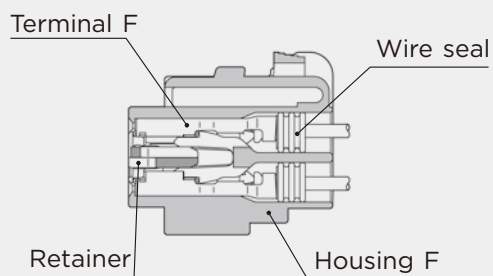
Structure



Connector M



Connector F



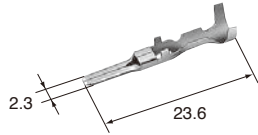
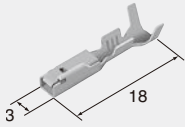
2.3mm (090)

(E)	(J)
Cable size	: 適用電線サイズ
Cable overall diameter	: 電線仕上り外径
Heat-resistant copper alloy	: 耐熱銅合金
Brass	: 黄銅
Surface treatment	: 表面処理
Gold-plated	: Auメッキ
Tin-plated	: Snメッキ

Terminal (UNIT : mm)

(S)

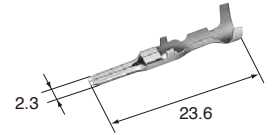
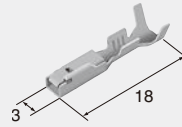
Cable size (mm ²)	0.3~0.5
Material	Brass
Surface treatment	Tin-plated

**M (8100-3803)****F (8240-0263)**

Cable size (mm ²)	0.3~0.5
Material	Heat-resistant copper alloy
Surface treatment	Tin-plated

(S)**Au**

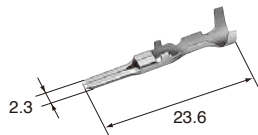
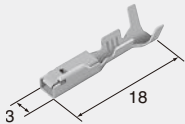
Cable size (mm ²)	0.3~0.5
Material	Brass
Surface treatment	Gold-plated

**M (8100-3805)****F (8240-0266)**

Cable size (mm ²)	0.3~0.5
Material	Heat-resistant copper alloy
Surface treatment	Gold-plated

(M)

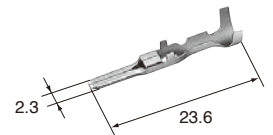
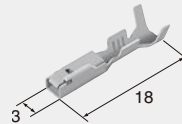
Cable size (mm ²)	0.85~1.25
Material	Brass
Surface treatment	Tin-plated

**M (8100-3804)****F (8240-0264)**

Cable size (mm ²)	0.85~1.25
Material	Heat-resistant copper alloy
Surface treatment	Tin-plated

(M)**Au**

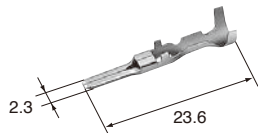
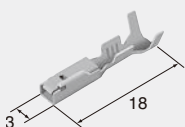
Cable size (mm ²)	0.85~1.25
Material	Brass
Surface treatment	Gold-plated

**M (8100-3806)****F (8240-0267)**

Cable size (mm ²)	0.85~1.25
Material	Heat-resistant copper alloy
Surface treatment	Gold-plated

(L)

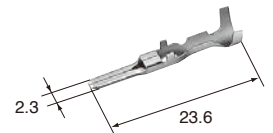
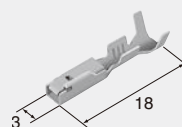
Cable size (mm ²)	2.0
Material	Brass
Surface treatment	Tin-plated

**M (8100-4172)****F (8240-0265)**

Cable size (mm ²)	2.0
Material	Heat-resistant copper alloy
Surface treatment	Tin-plated

(L)**Au**

Cable size (mm ²)	2.0
Material	Brass
Surface treatment	Gold-plated

**M (8100-4173)****F (8240-0268)**

Cable size (mm ²)	2.0
Material	Heat-resistant copper alloy
Surface treatment	Gold-plated

G-03

RS SERIES

2.3mm (090)

Wire seals (UNIT : mm)


The wire seals are common to M and F.

ワイヤシールはM、F共用です。

(M)

(7165-0472)


Cable size (mm ²)	(AVSS/1.25)
Cable overall diameter (mm)	2.0~2.4
Material	Silicone
Color	Violet



(US)

(7165-0474)

Cable size (mm ²)	(AVSS/0.3) (CAVUS/0.3~0.5)
Cable overall diameter (mm)	1.0~1.4
Material	Silicone
Color	Orange



(S)

(7165-0473)


Cable size (mm ²)	(AVSS/0.5~0.85) (CAVUS/0.85~1.25)
Cable overall diameter (mm)	1.5~1.9
Material	Silicone
Color	Light Blue



(L)

(7165-0471)

Cable size (mm ²)	(AVSS/2.0)
Cable overall diameter (mm)	2.5~2.9
Material	Silicone
Color	Light Green



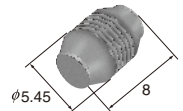
2.3mm (090)

Dummy plugs (UNIT : mm)

- Dummy plugs are common to M and F.
- Dummy plugs are used to blind unused terminal holes.
- ダミー栓はM、F共用です。
- 不必要なターミナル穴を塞ぐために、ダミー栓を使用します。

(7165-1131)

Material	Silicone
Color	Blue



2.3mm (090)

Housing (UNIT : mm)

Ref: Terminal part No. G-02

Ref: wire seal No. G-04



Ref: Dummy plug No. G-04

Material PBT

※ Detail dimensions for mounting portion of the bracket are specified in the official drawing. Please contact our sales staff.

※ 固定用ブラケットに関しては、弊社営業担当にお問い合わせください。

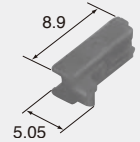

1way



Retainer No. (6918-1773)



M (6188-0551) RS 01 MB

RS 01 FB **F (6185-0862)**





Retainer No. (6918-1773)

2way





Retainer No. (6918-1774)

M (6188-0554) RS 02 MGY RS 02 FGY **F (6185-0867)**





Retainer No. (6918-1774)

2way





Retainer No. (6918-1774)

M (6188-0552) RS 02 MB RS 02 FB **F (6185-0865)**





Retainer No. (6918-1774)

2way





Retainer No. (6918-1774)

M (6188-0553) RS 02 MBR
M (6188-0663) RS 02 MBR-DGY RS 02 FBR **F (6185-0866)**
 RS 02 FBR-DGY **F (6185-1101)**





Retainer No. (6918-1774)

3way



Retainer No. (6918-1775)

M (6188-0556) RS 03 MGY RS 03 FGY **F (6185-0869)**





Retainer No. (6918-1775)

G-05



RS SERIES

3way





Retainer No. (6918-1775)

M (6188-0555) RS 03 MB RS 03 FB **F (6185-0868)**





Retainer No. (6918-1775)

4way



Retainer No. (6918-1776)



M (6188-0558) RS 04 MGY RS 04 FGY-PR **F (6185-1171)**



Retainer No. (6918-1776)



G-06

4way





Retainer No. (6918-1776)

M (6188-0557) RS 04 MB RS 04 FB-PR **F (6185-1169)**





Retainer No. (6918-1776)

6way





Retainer No. (6918-1779)

M (6188-5540) RS 06 MGY RS 06 FGY-PR **F (6185-5177)**





Retainer No. (6918-1779)

6way





Retainer No. (6918-1779)

M (6188-5539) RS 06 MB RS 06 FB-PR **F (6185-5175)**





Retainer No. (6918-1779)

8way





Retainer No. (6918-1780)

M (6188-5544) RS 08 MGY-PR RS 08 FGY-PR **F (6185-5181)**




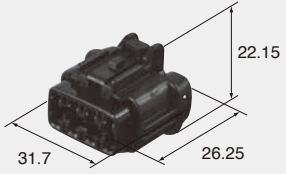
Retainer No. (6918-1780)

8way



Retainer No. (6918-1780)

M (6188-5542) RS 08 MB-PR RS 08 FB-PR **F (6185-5179)**



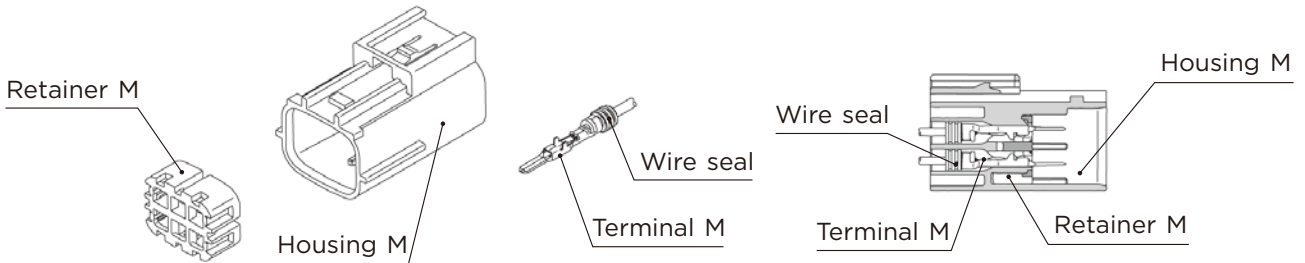
Retainer No. (6918-1780)

RS SERIES for STANDARD Type2

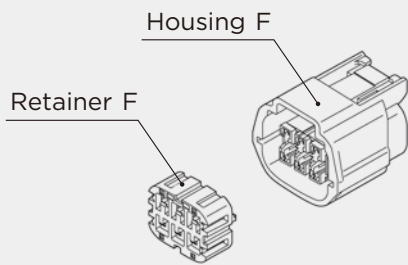
2.3mm (090)

Structure

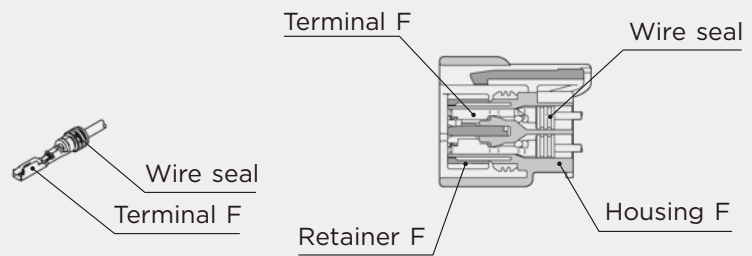
G-08



Connector M

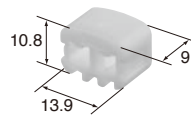


Connector F




2.3mm (090)

2way



Retainer No. (6918-1653)



M (6181-0515) RS 02 MSB



M (6181-0670) RS 02 MSB-B

RS 02 FSB **F (6189-0951)**

RS 02 FSB-B **F (6189-1107)**


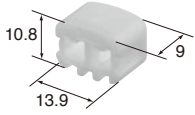
Housing (UNIT : mm)

Ref: Terminal part No.	G-02
Ref: wire seal No.	G-04
Ref: Dummy plug No.	G-04
Material	PBT




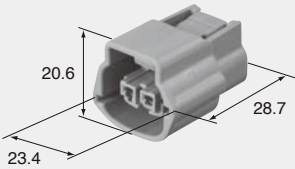
Retainer No. (6918-1651)

2way




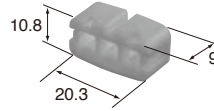
Retainer No. (6918-1653)

M (6181-0532) RS 02 MLGY RS 02 FLGY **F (6189-0950)**





Retainer No. (6918-1651)

3way




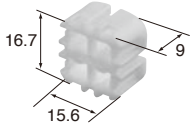
Retainer No. (6918-1654)

M (6181-0516) RS 03 MSB
M (6181-0671) RS 03 MSB-GY RS 03 FSB **F (6189-0928)**
 RS 03 FSB-GY **F (6189-1104)**



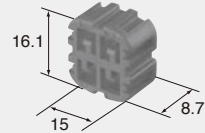

Retainer No. (6918-1652)

4way




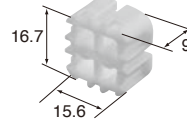
Retainer No. (6918-1598)

M (6181-0513) RS 04 MG
M (6181-0668) RS 04 MG-GY RS 04 FG **F (6189-7756)**
 RS 04 FG-GY **F (6189-7757)**



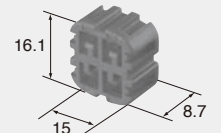
Retainer No. (6918-1599)

4way




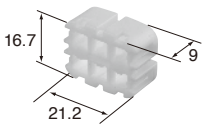
Retainer No. (6918-1598)

M (6181-0514) RS 04 ML
M (6181-0669) RS 04 ML-B RS 04 FL **F (6189-7758)**
 RS 04 FL-B **F (6189-7759)**



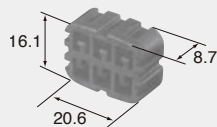

Retainer No. (6918-1599)

6way




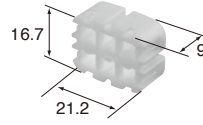
Retainer No. (6918-1600)

M (6181-0511) RS 06 MG
M (6181-0665) RS 06 MG-DGY RS 06 FG **F (6189-7760)**
 RS 06 FG-DGY **F (6189-7761)**



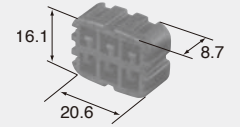

Retainer No. (6918-1601)

6way



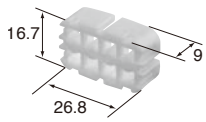
Retainer No. (6918-1600)

M (6181-0536) RS 06 ML
M (6181-0664) RS 06 ML-B RS 06 FL **F (6189-7762)**
 RS 06 FL-B **F (6189-7763)**




Retainer No. (6918-1601)

8way



Retainer No. (6918-1602)



M (6181-0512) RS 08 MG

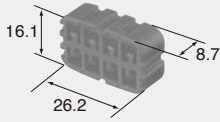
M (6181-0667) RS 08 MG-GY

RS 08 FG

F (6189-0954)

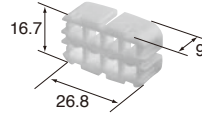
RS 08 FG-GY

F (6189-1108)




Retainer No. (6918-1603)

8way



Retainer No. (6918-1602)



M (6181-0522) RS 08 ML

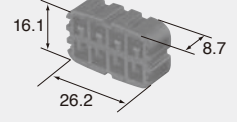

M (6181-0666) RS 08 ML-B

RS 08 FL

F (6189-0955)

RS 08 FL-B

F (6189-1109)

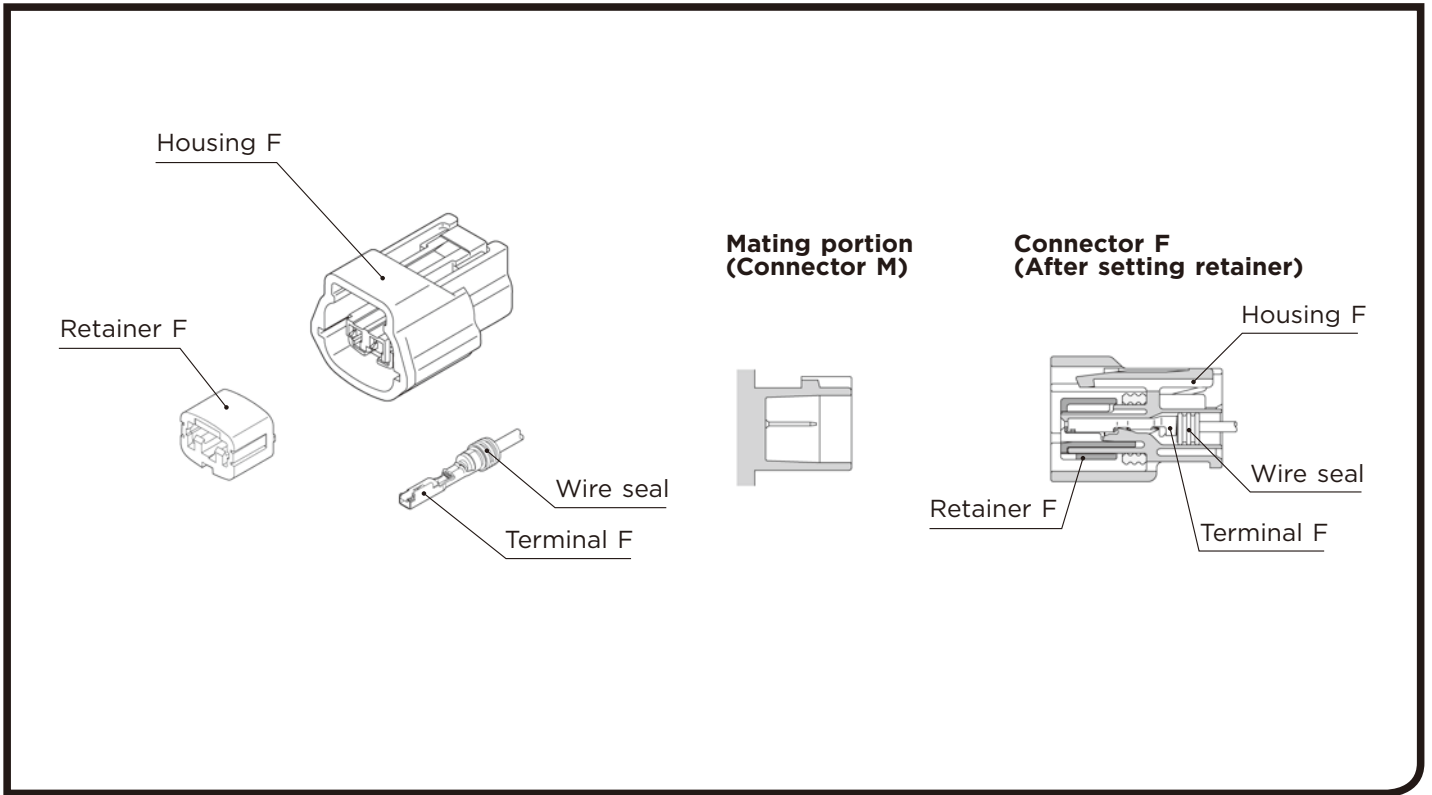


Retainer No. (6918-1603)

RS SERIES for E-RS

2.3mm (090)

Structure



G-11

RS SERIES

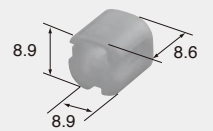

2.3mm (090)

Housing (UNIT : mm)

Ref: Terminal part No.	G-02
Ref: wire seal No.	G-04
Ref: Dummy plug No.	G-04
Material	PBT

1way


E 01 FGY-RS **F (6098-2329)**



Retainer No. (6918-1636)

2way

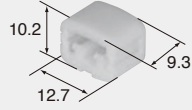

E 02 FGY-RS **F (6189-0772)**



Retainer No. (6918-1594)

2way

E 02 FB-RS **F (6189-0773)**

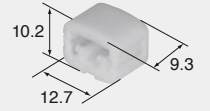



Retainer No. (6918-1594)

2way

E 02 FBR-RS **F (6189-0774)**

E 02 FBR-RS-GY **F (6189-1093)**

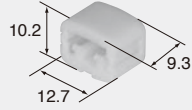



Retainer No. (6918-1594)

2way

E 02 FG-RS **F (6189-0775)**

E 02 FG-RS-LGY **F (6189-1094)**




Retainer No. (6918-1594)

2way

E 02 FR-RS **F (6189-0776)**

E 02 FR-RS-GY **F (6189-1095)**

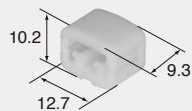



Retainer No. (6918-1594)

2way

E 02 FL-RS **F (6189-0777)**

E 02 FL-RS-LGY **F (6189-1096)**

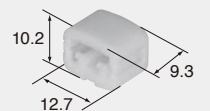



Retainer No. (6918-1594)

2way

E 02 FPU-RS **F (6189-0778)**


E 02 FPU-RS-B **F (6189-1097)**



Retainer No. (6918-1594)

3way

E 03 FGY-RS **F (6189-7471)**




Retainer No. (6918-1595)

3way

E 03 FBR-RS **F (6189-7710)**


E 03 FBR-RS-B **F (6189-7711)**



Retainer No. (6918-1595)

4way

E 04 FGY-RS **F (6189-7469)**





Retainer No. (6918-1596)

4way

E 04 FBR-RS **F (6189-7713)**

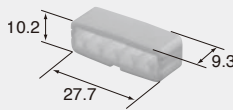

E 04 FBR-RS-LGY **F (6189-7714)**



Retainer No. (6918-1596)

5way

E 05 FGY-RS **F (6189-7470)**

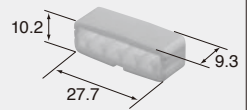



Retainer No. (6918-1604)

5way

E 05 FBR-RS **F (6189-7716)**

E 05 FBR-RS-B **F (6189-7717)**





Retainer No. (6918-1604)

G-12

6way

E 06 FGY-RS **F (6189-7393)**



Retainer No. (6918-1597)