

HX SEALED SERIES



Features

The HX sealed connector series is the highly reliable improved version of the conventional

HW sealed series, with a mechanism that detects when terminals are not inserted completely.

The connector mechanism only allows the TPA/Retainer to be set when the terminal is completely inserted.

The hybrid model can be directly secured to a stay on the car body, but this is only possible when the locking mechanism ensures the connectors are completely engaged, preventing semi engagement.

特長

HX 防水シリーズは、従来のHW 防水シリーズを改良し、信頼性を向上させたコネクタシリーズです。

挿入不足のターミナルを検知する機構を備えています。

ターミナルが半挿入の状態では、フロントホルダー（リテーナ）が装着できない機構になっています。ハイブリッドタイプのコネクタは、完全に嵌合した状態でないと、ボデー側のステーに固定することができないロック構造になっています。

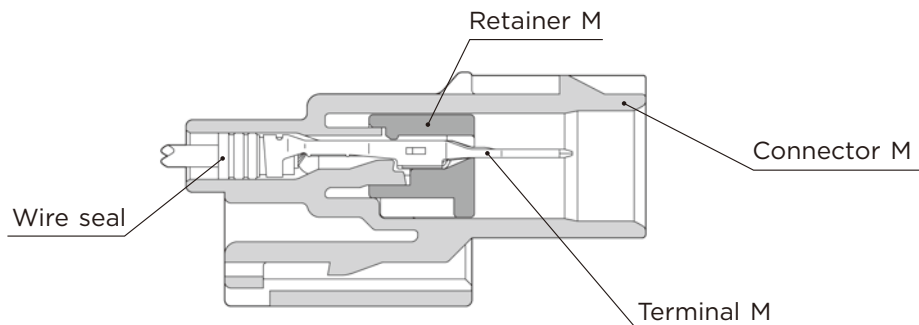
ハイブリッドタイプのコネクタは、ボデー側のステーに直接固定することができます。

HX SEALED SERIES for STANDARD

1.0mm (040)

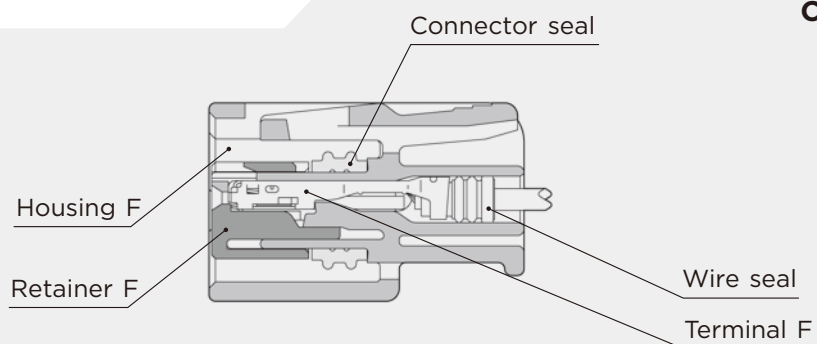
Structure

E-02



Connector M

Connector F



1.0mm (040)

(E)	(J)
Cable size	: 適用電線サイズ
Cable overall diameter	: 電線仕上り外径
Heat-resistant copper alloy	: 耐熱銅合金
Brass	: 黄銅
Surface treatment	: 表面処理
Gold-plated	: Auメッキ
Tin-plated	: Snメッキ

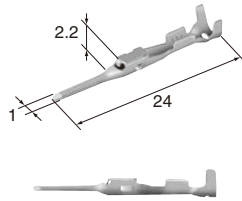
Terminal (UNIT : mm)

(S)Cable size (mm²) 0.3~0.5

Cable overall diameter (mm) 1.4~2.0

Material Brass

Surface treatment Tin-plated

**M (8100-3177)****F (8100-3067)**Cable size (mm²) 0.3~0.5

Cable overall diameter (mm) 1.4~2.0

Material Heat-resistant copper alloy

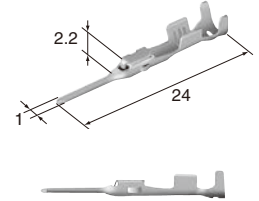
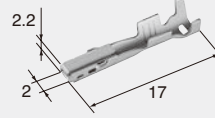
Surface treatment Tin-plated

(M)Cable size (mm²) 0.75~1.25

Cable overall diameter (mm) 1.8~2.2

Material Heat-resistant copper alloy

Surface treatment Tin-plated

**M (8100-3178)****F (8100-3068)**Cable size (mm²) 0.75~1.25

Cable overall diameter (mm) 1.8~2.2

Material Heat-resistant copper alloy

Surface treatment Tin-plated

1.0mm (040)**Wire seals (UNIT : mm)**


- Male / Female Shared
- M、F 共用です。

(S)**(7165-0621)**Cable size (mm²) (AVS/0.3) (AVSS/0.5) (AVSSX/0.5) (AVSSH/0.5) (CHFS/0.75)

Cable overall diameter (mm) 1.6~1.9

Material Silicone

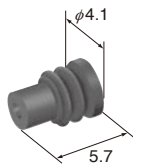
Color Light Green

**(SS)****(7165-1075)**Cable size (mm²) (AVSS/0.3) (AVSSX/0.3) (AVSSH/0.3) (CHFUS/0.35) (CHFS/0.5)

Cable overall diameter (mm) 1.1~1.6

Material Silicone

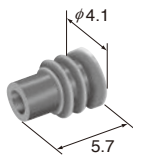
Color Orange

**(M)****(7165-0622)**Cable size (mm²) (AVS/0.5) (AVS/0.85) (AVSS/0.75~1.25) (AVSSX/0.75~1.25) (AVSSH/0.75~1.25) (AVX/0.5) (AVX/0.75) (CHFS/1.0)

Cable overall diameter (mm) 1.8~2.2

Material Silicone

Color Violet

**E-03**

HX SEALED SERIES

1.0mm (040)

E-04

Dummy plugs (UNIT : mm)

- Male / Female Shared
- Dummy plugs are used to blind unused terminal holes.
- M、F 共用です。
- 不必要なターミナル穴を塞ぐために、ダミー栓を使用します。

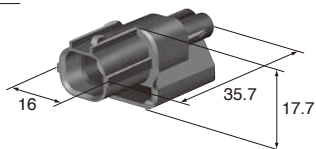
1.0mm (040)

Housing (UNIT : mm)

Ref: Terminal part No.	E-02
Ref: wire seal No.	E-03
Ref: Dummy plug No.	E-04
Material	PBT



2way

Color Black



M (6188-0589)

F (6189-0890)

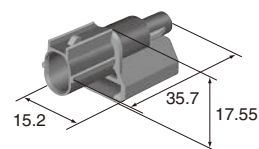


Retainer No. (6918-1835)

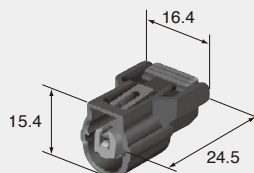
Color Black

1way


Color Black



M (6188-0657)



F (6189-0940)



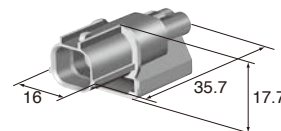
Retainer No. (6918-1979)

Color Black

2way



(Coded connector) (リブ違)

Color Dark Gray



M (6188-0590)

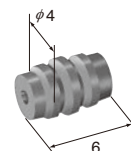
F (6189-0891)



Retainer No. (6918-1835)

Color Dark Gray

(7165-0432)




Material NBR


Color Black

3way

Color Black

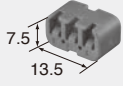


M (6188-4739)



Color Black

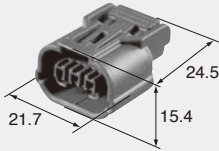
F (6189-0887)



Retainer No. (6918-1833)

3way (Coded connector) (リブ違)

F (6189-0968)

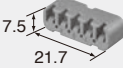



Retainer No. (6918-1833)

Color Dark Gray

5way

F (6189-1081)




Retainer No. (6918-2128)

Color Black

6way

Color Black

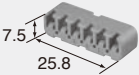


M (6188-0658)



Color Black

F (6189-1012)



Retainer No. (6918-2056)

7way

F (6189-0855)



Retainer No. (6918-1762)

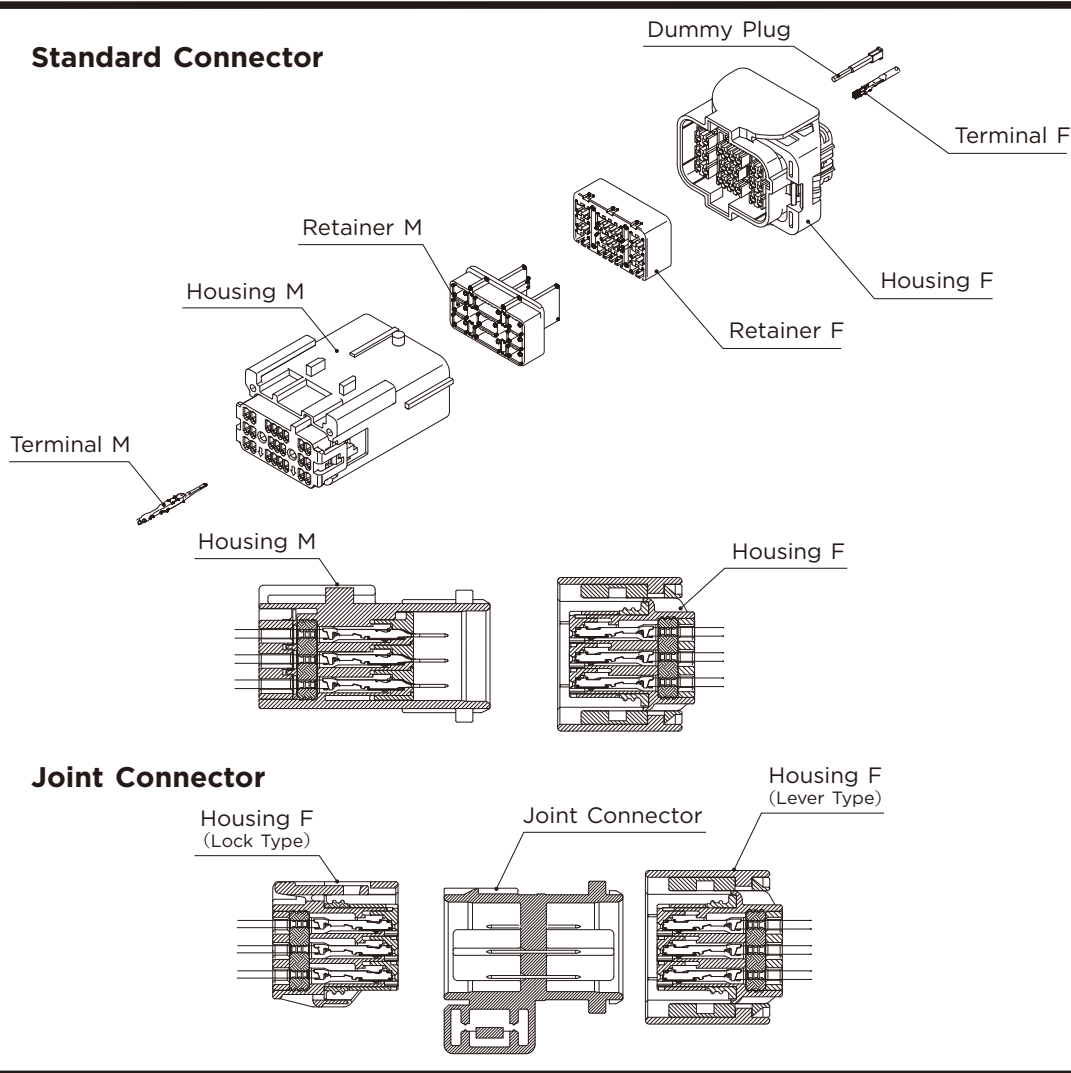
Color Black

HX SEALED SERIES for 23way and 33way

1.0mm (040)

Structure

E-06



Note : The applicable wire diameter is difference by the terminal insert position. Please kindly obtain instruction manuals from our sales staff.

※本コネクタは端子挿入位置により適用電線が異なりますので注意してください。詳細は取扱説明書をご覧ください。

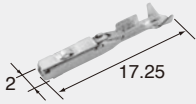
1.0mm (040)

(E)	(J)
Cable size	: 適用電線サイズ
Cable overall diameter	: 電線仕上り外径
Heat-resistant copper alloy	: 耐熱銅合金
Brass	: 黄銅
Surface treatment	: 表面処理
Gold-plated	: Auメッキ
Tin-plated	: Snメッキ

Terminal (UNIT : mm)

(S)


Cable size (mm ²)	0.3~0.5
Material	Brass
Surface treatment	Tin-plated

**M (8100-3508)****F (8100-3082)**

Cable size (mm ²)	0.3~0.5
Material	Heat-resistant copper alloy
Surface treatment	Tin-plated

(M)

Cable size (mm ²)	0.75~1.25
Material	Heat-resistant copper alloy
Surface treatment	Tin-plated

**M (8100-3507)****F (8100-3083)**

Cable size (mm ²)	0.75~1.25
Material	Heat-resistant copper alloy
Surface treatment	Tin-plated

1.0mm (040)**Dummy plugs** (UNIT : mm)

- Male / Female Shared
- Dummy plugs are used to blind unused terminal holes.
- M、F 共用です。
- 不必要なターミナル穴を塞ぐために、ダミー栓を使用します。

1.0mm (040)**Housing** (UNIT : mm)

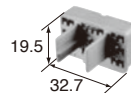
Ref: Terminal part No.	E-06
Ref: Dummy plug No.	E-07
Material	PBT

(6914-0050)


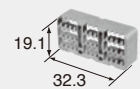
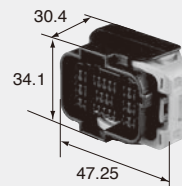
Material	PP
Color	Brown

**23way**

Color	Black
-------	-------



Retainer No. (6918-2131)

**M (6188-0660)****F (6189-1082)**

Retainer No. (6918-2132)

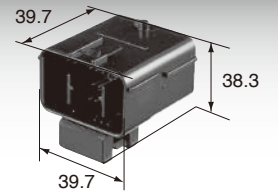
Color	Black
-------	-------

23way

Joint Connector

Coupling circuit is connected with busbars as shown gray hatched cavities.

灰色部のキャビティがバスバーでジョイントされています。



M (6188-4787)

Color Black

M (6188-4789)

Color Dark Gray

M (5010-8627)

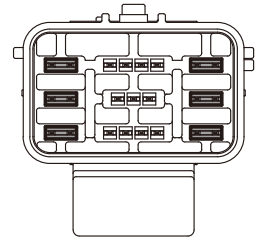
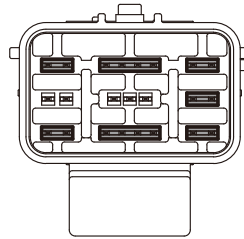
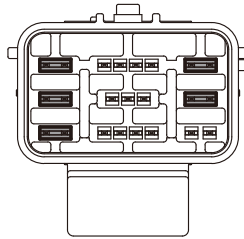
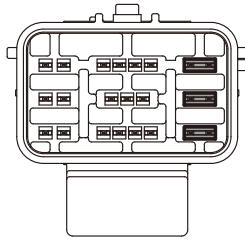
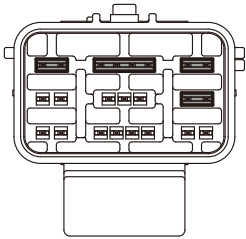
Color Dark Blue

M (5011-1590)

Color Brown

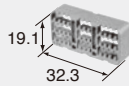

M (5011-6687)

Color Blue



F (6189-1082)

Lever

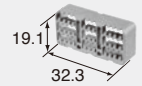
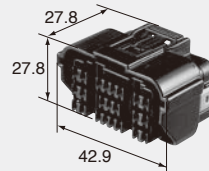


Retainer No. (6918-2132)

Color Black

Lock

F (6189-6914)



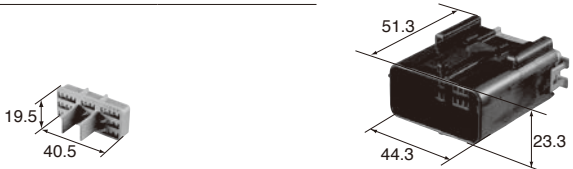
Retainer No. (6918-2132)

Color Black

E-08


33way

Color Black



Retainer No. (6918-2103)

M (6188-0697) **F (6189-1050)**




Retainer No. (6918-2104)

Color Black


33way (Coded connector) (リブ違)

Color Dark Gray



Retainer No. (6918-2103)

M (6188-0698) **F (6189-1051)**



Retainer No. (6918-2104)

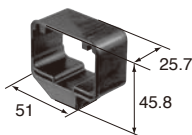
Color Dark Gray

Connector Holder

(6920-0886)

Material 66NY

Color Black

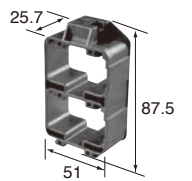


Connector Holder

(6920-0861)

Material 66NY

Color Black

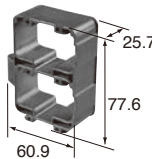


Connector Holder

(6920-2376)

Material 66NY

Color Dark Blue

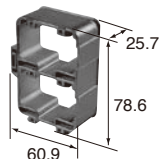


Connector Holder

(6920-2377)

Material 66NY

Color Black




Connector Holder

(6920-0884)

Material 66NY

Color Black




Connector Holder

(6920-2466)

Material 66NY

Color Black

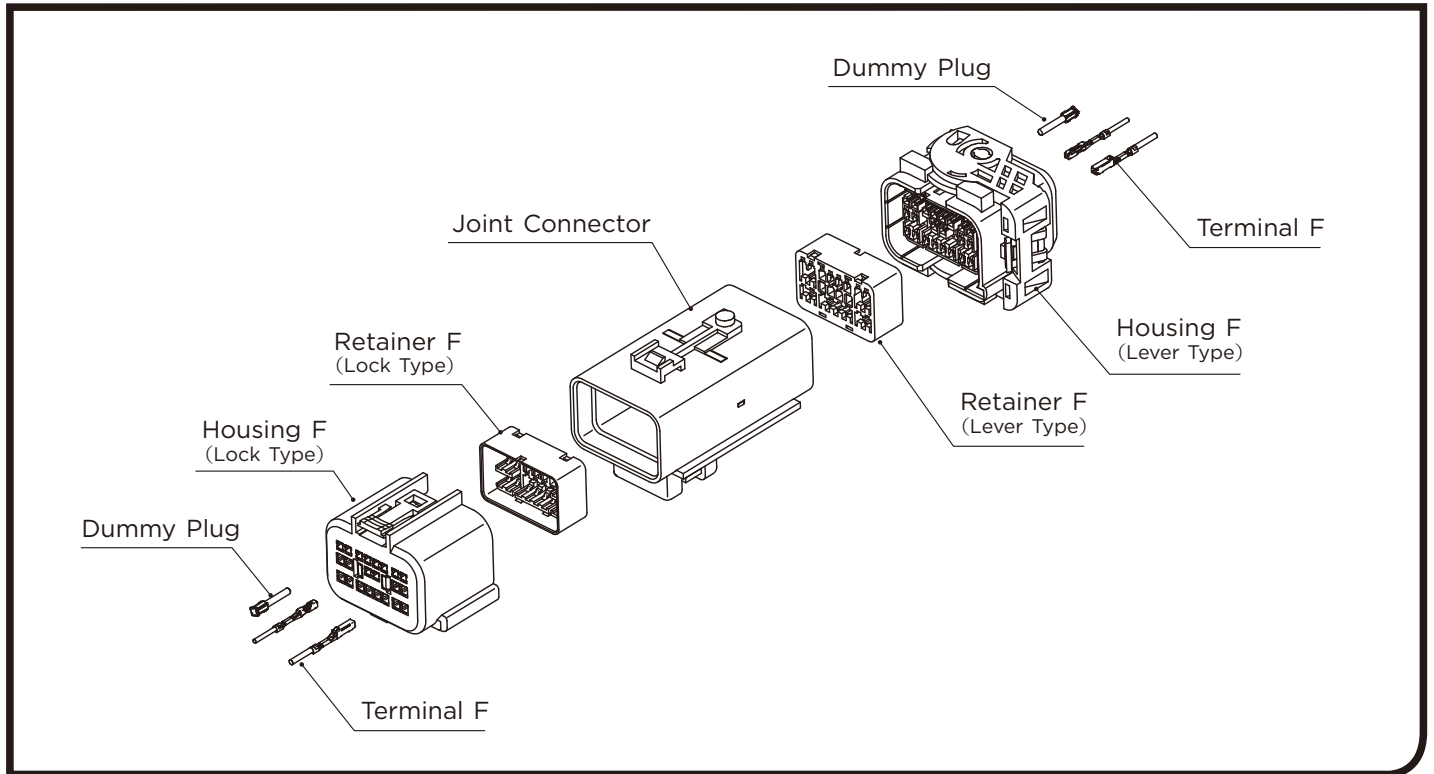


E-09
HX SEALED SERIES

HX SEALED SERIES 22way Joint Connector

HYBRID 0.64mm,1.0mm (025, 040)

Structure



0.64mm (025)

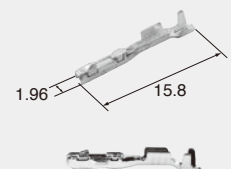
(E)	(J)
Cable size	: 適用電線サイズ
Cable overall diameter	: 電線仕上り外径
Heat-resistant copper alloy	: 耐熱銅合金
Brass	: 黄銅
Surface treatment	: 表面処理
Gold-plated	: Auメッキ
Tin-plated	: Snメッキ

Terminal (UNIT : mm)

(SS)

F (8240-0408)

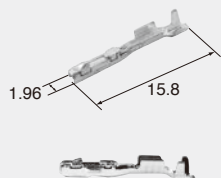
Cable size (mm ²)	AVSSH0.22
Material	Heat-resistant copper alloy
Surface treatment	Tin-plated



(S)**F (8240-0409)**Cable size (mm²) AVSSH0.3~0.5

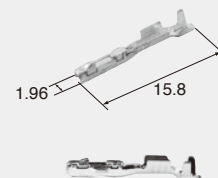
Material Heat-resistant copper alloy

Surface treatment Tin-plated

**(M)****F (8240-0410)**Cable size (mm²) AVSSH0.75

Material Heat-resistant copper alloy

Surface treatment Tin-plated

**1.0mm (040)****(E)****(J)**

Cable size	: 適用電線サイズ
Cable overall diameter	: 電線仕上り外径
Heat-resistant copper alloy	: 耐熱銅合金
Brass	: 黄銅
Surface treatment	: 表面処理
Gold-plated	: Auメッキ
Tin-plated	: Snメッキ

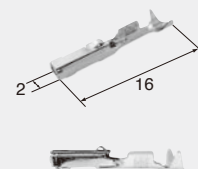
Terminal (UNIT : mm)**0.64mm, 1.0mm (025, 040)****Dummy plugs (UNIT : mm)**

- Male / Female Shared
- Dummy plugs are used to blind unused terminal holes.
- M、F 共用です。
- 不必要なターミナル穴を塞ぐために、ダミー栓を使用します。

(S)**F (8240-0411)**Cable size (mm²) AVSSH0.3 ~ AVSSH0.5

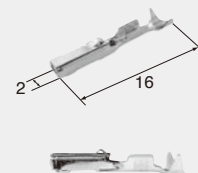
Material Heat-resistant copper alloy

Surface treatment Tin-plated

**(M)****F (8240-0412)**Cable size (mm²) AVSSH0.75 ~ AVSSH1.25


Material Heat-resistant copper alloy

Surface treatment Tin-plated

**(6914-0127)**

Material PBT

Color Blue

**E-11**

HX SEALED SERIES

0.64mm, 1.0mm
(025, 040)

Housing (UNIT : mm)

Ref: Terminal part No. [0.64mm] E-10
[1.0mm] E-11

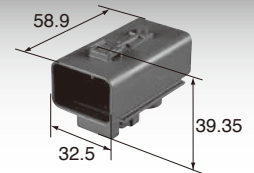
Ref: Dummy plug No. [0.64mm] E-11
[1.0mm] E-11

Material PBT

22way (10+12) Joint Connector

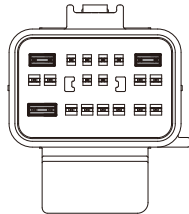
Coupling circuit is connected with busbars as shown gray hatched cavities.

灰色部のキャビティがバスバーでジョイントされています。



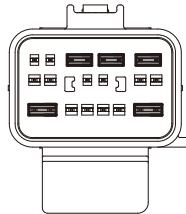
M (5011-6818)

Color Brown



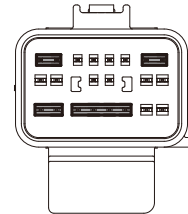
M (5011-7740)

Color Black

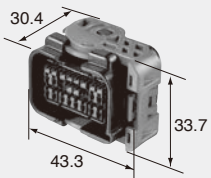


M (5011-7860)

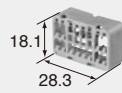
Color Dark Gray



F (6189-7264) Lever

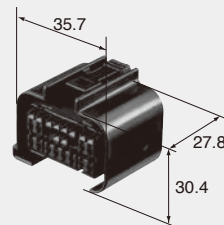


Color

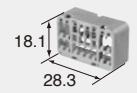


Retainer No. (6918-3166)

Color Black



Lock F (6189-7263)



Retainer No. (6918-3166)

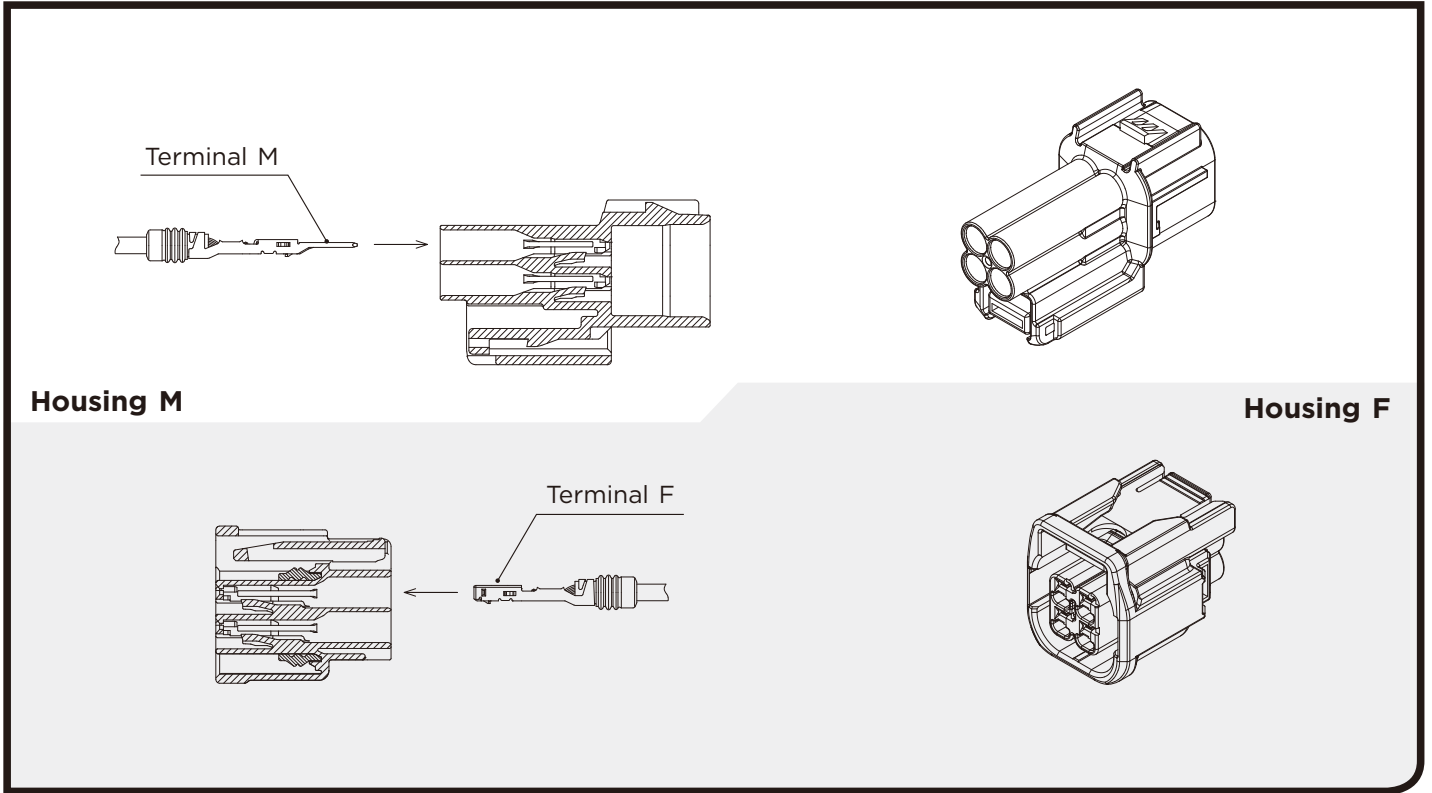
Color

Color Black

HX SEALED SERIES for STANDARD

1.5mm (060)

Structure



E-13

HX SEALED SERIES

1.5mm (060)

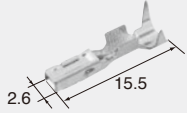
(E)	(J)
Cable size	: 適用電線サイズ
Cable overall diameter	: 電線仕上り外径
Heat-resistant copper alloy	: 耐熱銅合金
Brass	: 黄銅
Surface treatment	: 表面処理
Gold-plated	: Auメッキ
Tin-plated	: Snメッキ

Terminal (UNIT : mm)

(SS)Cable size (mm²) 0.13~0.22

Material Brass

Surface treatment Tin-plated

**M (8230-5306)****F (8240-0489)**Cable size (mm²) 0.13~0.22

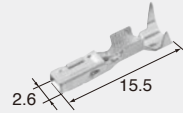
Material Heat-resistant copper alloy

Surface treatment Tin-plated

(S)Cable size (mm²) 0.3~0.5

Material Brass

Surface treatment Tin-plated

**M (8230-5307)****F (8240-0490)**Cable size (mm²) 0.3~0.5

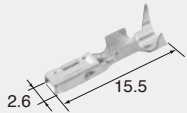
Material Heat-resistant copper alloy

Surface treatment Tin-plated

(M)Cable size (mm²) 0.75~1.25

Material Brass

Surface treatment Tin-plate

**M (8230-5308)****F (8240-0491)**Cable size (mm²) 0.75~1.25

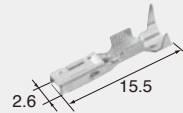
Material Heat-resistant copper alloy

Surface treatment Tin-plated

(L)Cable size (mm²) 2.0

Material Brass

Surface treatment Tin-plated

**M (8230-5309)****F (8240-0492)**Cable size (mm²) 2.0

Material Heat-resistant copper alloy

Surface treatment Tin-plated

1.5mm (O60)**Wire seals (UNIT : mm)**

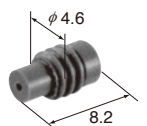
- Male / Female Shared
- M、F 共用です。

(SS)**(7165-1562)**

Cable overall diameter (mm) 0.85~1.2

Material Silicone

Color Violet



(S)**(7165-1563)**

Cable overall diameter(mm) 1.05~1.5

Material Silicone

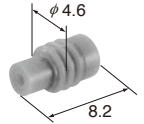
Color Sky Blue

**(M)****(7165-1564)**

Cable overall diameter(mm) 1.35~1.9

Material Silicone

Color Light Green

**(L)****(7165-1565)**

Cable overall diameter(mm) 1.75~2.4

Material Silicone

Color Blue

**(LL)****(7165-1566)**

Cable overall diameter(mm) 2.4~3

Material Silicone

Color Dark Yellow



E-15

HX SEALED SERIES

1.5mm (060)

Dummy plugs (UNIT : mm)

Ref; 1.5mm Dummy plug detail

(7165-0193) K-07

- Male / Female Shared
- Dummy plugs are used to blind unused terminal holes.
- M、F 共用です。
- 不必要なターミナル穴を塞ぐために、ダミー栓を使用します。

1.5mm (060)

Housing (UNIT : mm)

Ref: Terminal part No. E-13

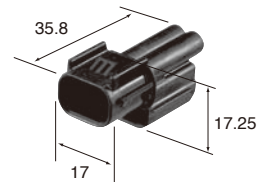
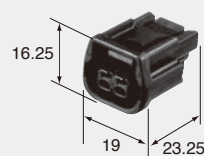
Ref: wire seal No. E-14

Ref: Dummy plug No. K-07

Material PBT

2way


Color Black

**M (6181-6851)****F (6189-7408)**

Color Black

3way

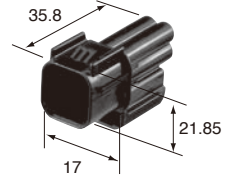
F (6189-7494)



Color Black


4way

Color Black



M (6181-6783)

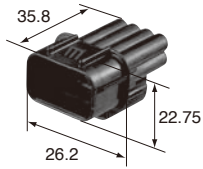
F (6189-7409)



Color Black

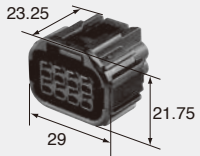
8way

Color Black



M (6181-6850)

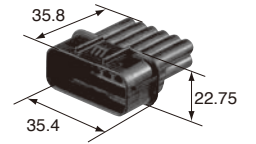
F (6189-7423)



Color Black


12way

Color Black



M (6181-6784)

F (6189-7410)

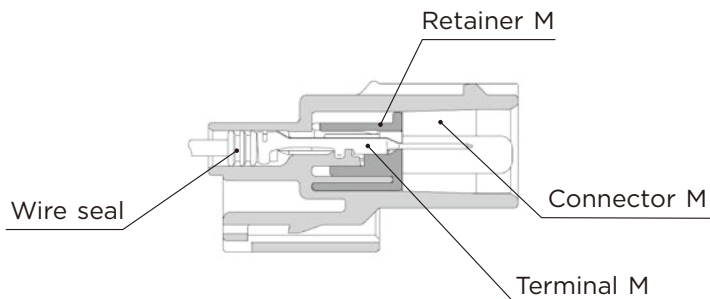


Color Black

HX SEALED SERIES for STANDARD

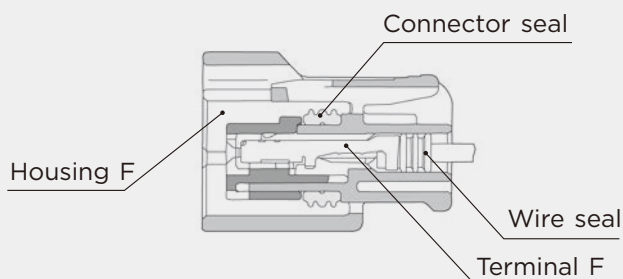
2.3mm (090)

Structure



Connector M

Connector F



E-17

HX SEALED SERIES

2.3mm (090)

(E)	(J)
Cable size	: 適用電線サイズ
Cable overall diameter	: 電線仕上り外径
Heat-resistant copper alloy	: 耐熱銅合金
Brass	: 黄銅
Surface treatment	: 表面処理
Gold-plated	: Auメッキ
Tin-plated	: Snメッキ

Terminal (UNIT : mm)

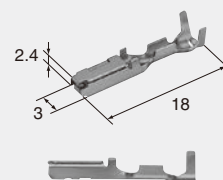
Ref; 2.3mm Terminal detail

S	M (8230-4472)	M-03
M	M (8230-4562)	M-03
L	M (8230-4552)	M-03

(S)

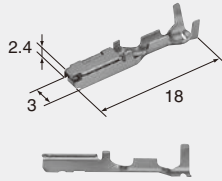
Cable size (mm ²)	0.3~0.5
Cable overall diameter (mm)	1.4~2.4
Material	Heat-resistant copper alloy
Surface treatment	Tin-plated

F (8240-4862)

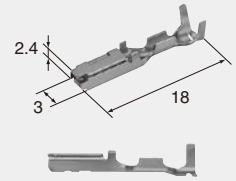


(M)**F (8240-4992)**

Cable size (mm ²)	0.75~0.85
Cable overall diameter(mm)	1.8~2.6
Material	Heat-resistant copper alloy
Surface treatment	Tin-plated

**(L)****F (8240-4952)**

Cable size (mm ²)	1.25~2.0
Cable overall diameter(mm)	2.1~2.9
Material	Heat-resistant copper alloy
Surface treatment	Tin-plated




2.3mm (090)

Wire seals (UNIT : mm)

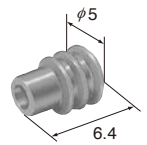
- Male / Female Shared
- M、F 共用です。

(S)**(7165-0194)**

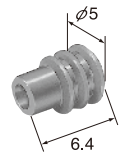
Cable size (mm ²)	(AV/0.5) (AVX-AEX/0.5~0.75) (AVS/0.3~0.85) (AVSS/0.85~1.25) (AVSSX/0.75~1.25)
Cable overall diameter(mm)	1.7~2.4
Material	Silicone
Color	Dark Green

**(SS)****(7165-0385)**

Cable size (mm ²)	(AVSS/0.3~0.5) (AVSSX/0.5)
Cable overall diameter(mm)	1.2~1.7
Material	Silicone
Color	Light Gray

**(M)****(7165-0198)**

Cable size (mm ²)	(AV/0.5~1.25) (AVX-AEX/0.75~1.25) (AVS/0.85~1.25) (AVSS/1.25~2.0) (AVSSX/1.25~2.0)
Cable overall diameter(mm)	2.1~2.9
Material	Silicone
Color	Yellow



2.3mm (090)

Dummy plugs (UNIT : mm)

Ref; 2.3mm Dummy plug detail

(7165-0193) K-07

- Male / Female Shared
- Dummy plugs are used to blind unused terminal holes.
- M、F 共用です。
- 不必要なターミナル穴を塞ぐために、ダミー栓を使用します。


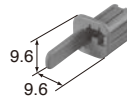
2.3mm (090)

Housing (UNIT : mm)

Ref: Terminal part No.	E-17
Ref: wire seal No.	E-18
Ref: Dummy plug No.	K-07
Material	PBT


1way

Color Black




Retainer No. (6918-2665)

M (6181-0803)



F (6189-0591)





Retainer No. (6918-1370)

Color Black

2way

F (6189-0552)



Note)



Retainer No. (6918-1260)

Color Black

2way

(Coded connector) (リブ違)

F (6189-0593)





Note)

Retainer No. (6918-1260)

Color Brown

3way

F (6189-0596)





Note)

Retainer No. (6918-1371)

Color Black

4way

F (6189-0617)



Note)

Retainer No. (6918-1469)

Color Black

HX SEALED SERIES for HYBRID

4.8mm (187)

(E)	(J)
Cable size	: 適用電線サイズ
Cable overall diameter	: 電線仕上り外径
Heat-resistant copper alloy	: 耐熱銅合金
Brass	: 黄銅
Surface treatment	: 表面処理
Gold-plated	: Auメッキ
Tin-plated	: Snメッキ

Terminal (UNIT : mm)

Ref; 4.8mm Terminal detail

S	M (8100-0463)	B-20
M	M (8100-0464)	B-21
L	M (8100-0465)	F (8100-0468) B-21

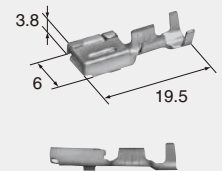
4.8mm (187)

Wire seals (UNIT : mm)

- Male / Female Shared
- M、F 共用です。

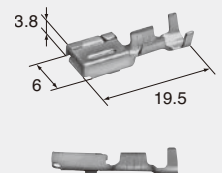
(S)

Cable size (mm²)	0.3~0.5
Cable overall diameter (mm)	1.4~2.4
Material	Heat-resistant copper alloy
Surface treatment	Tin-plated

F (8100-0661)

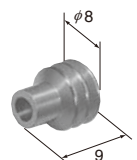
(M)

Cable size (mm²)	0.5~1.25
Cable overall diameter (mm)	1.6~2.6
Material	Heat-resistant copper alloy
Surface treatment	Tin-plated

F (8100-0660)

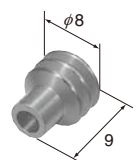
(S)

Cable size (mm²)	(AVS/0.3) (AVSS/0.3~0.85) (AVSSX/0.5~0.75)
Cable overall diameter (mm)	1.4~1.9
Material	NBR
Color	Brown

(7165-0172)

(M)

Cable size (mm²)	(AV/0.5~1.25) (AVX/0.5~1.25) (AVS/0.3~1.25) (AVSS/0.85~2.0) (AVSSX/0.75~2.0)
Cable overall diameter (mm)	1.8~2.9
Material	NBR
Color	Gray

(7165-0130)


(L)**(7165-0131)**

Cable size (mm²) (AV/2.0~3.0) (AVX/2.0~3.0)
(AVS/2.0~3.0)

Cable overall diameter(mm) 3.0~4.1

Material NBR

Color Black

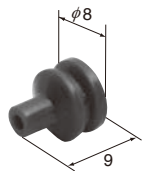
**(M)****(7165-0147)**

Cable size (mm²) (AVS/0.3~1.25)

Cable overall diameter(mm) 1.8~2.9

Material Silicone

Color Dark Green


**(L)****(7165-0148)**

Cable size (mm²) (AVS/2.0~3.0)

Cable overall diameter(mm) 3.0~4.1

Material Silicone

Color Dark Blue



1.0mm, 4.8mm (040, 187)

Housing (UNIT : mm)

Ref: Terminal part No. [1.0mm] E-02
[4.8mm] E-20

Ref: wire seal No. [1.0mm] E-03
[4.8mm] E-20


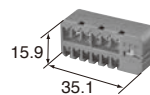
Ref: Dummy plug No. [1.0mm] E-04
[4.8mm] B-22

Material PBT

No. of way/ () corresponds to 1.0mm, 4.8mm, in order from left to right.
極数 / () 内表示 : 左から1.0mm 極数、4.8mm 極数


13way (12+1)

Color Black

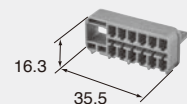


Retainer No. (6181-6465)

M (6181-6464)



F (6189-6863)



Retainer No. (6185-4596)

Color Black

1.5mm, 4.8mm (060, 187)

Housing (UNIT : mm)

Ref: Terminal part No. [1.5mm] E-13
[4.8mm] E-20

Ref: wire seal No. [1.5mm] E-14
[4.8mm] E-20

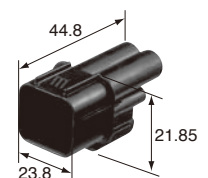
Ref: Dummy plug No. [1.5mm] K-04
[4.8mm] B-22

Material PBT

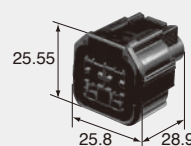
No. of way/ () corresponds to 1.5mm, 4.8mm, in order from left to right.
極数 / () 内表示 : 左から1.5mm 極数、4.8mm 極数

4way (2+2)

Color Black



M (6181-6785)

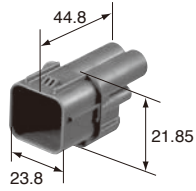


F (6189-7411)

Color Black


5way (3+2)

Color Dark gray



M (6181-6921)

F (6189-7567)



Color Dark gray

E-22

2.3mm, 4.8mm (090, 187)

Housing (UNIT : mm)

Ref: Terminal part No.	[2.3mm]	E-17
	[4.8mm]	E-20

Ref: wire seal No.	[2.3mm]	E-18
	[4.8mm]	E-20



Ref: Dummy plug No.	[2.3mm]	K-07
	[4.8mm]	B-22

Material	PBT
----------	-----

No. of way/ () corresponds to 2.3mm, 4.8mm, in order from left to right.
極数/ () 内表示: 左から2.3mm 極数、4.8mm 極数

10way (8+2)


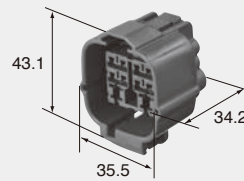
Color Dark gray



Retainer No. (6918-1263)

M (6181-0381)

F (6189-0555)



Retainer No. (6918-1267)

Color Dark gray