

HX SEALED SERIES

Features

The HX sealed connector series is the highly reliable improved version of the conventional HW sealed series, with a mechanism that detects when terminals are not inserted completely.

The connector mechanism only allows the TPA/Retainer to be set when the terminal is completely inserted.

The hybrid model can be directly secured to a stay on the car body, but this is only possible when the locking mechanism ensures the connectors are completely engaged, preventing semi engagement.

特長

HX 防水シリーズは、従来の HW 防水シリーズを改良し、信頼性を向上させたコネクタシリーズです。

挿入不足のターミナルを検知する機構を備えています。

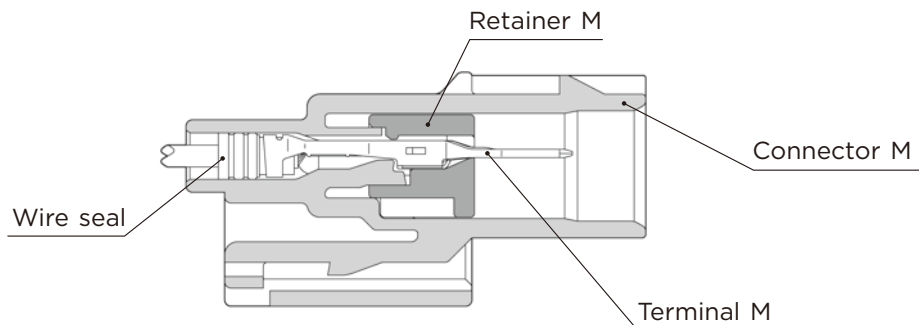
ターミナルが半挿入の状態では、フロントホルダー（リテーナ）が装着できない機構になっています。ハイブリッドタイプのコネクタは、完全に嵌合した状態でないと、ボデー側のステーに固定することができないロック構造になっています。ハイブリッドタイプのコネクタは、ボデー側のステーに直接固定することができます。

HX SEALED SERIES for STANDARD

1.0mm (040)

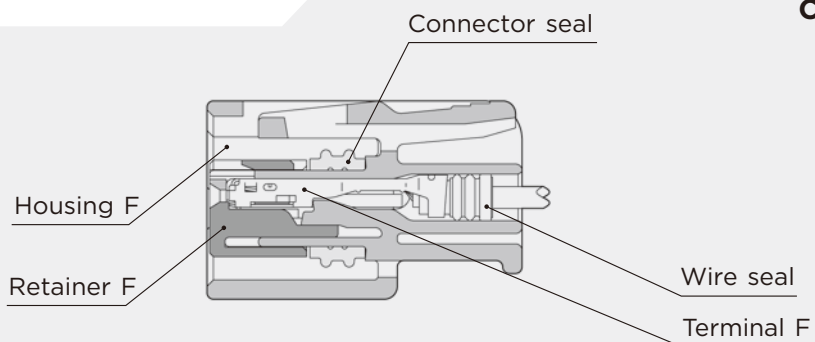
Structure

E-02



Connector M

Connector F



1.0mm (040)

(E)	(J)
Cable size	: 適用電線サイズ
Cable overall diameter	: 電線仕上り外径
Heat-resistant copper alloy	: 耐熱銅合金
Brass	: 黄銅
Surface treatment	: 表面処理
Gold-plated	: Auメッキ
Tin-plated	: Snメッキ

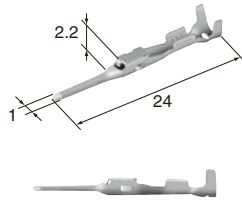
Terminal (UNIT : mm)

(S)Cable size (mm²) 0.3~0.5

Cable overall diameter (mm) 1.4~2.0

Material Brass

Surface treatment Tin-plated

**M (8100-3177)****F (8100-3067)**Cable size (mm²) 0.3~0.5

Cable overall diameter (mm) 1.4~2.0

Material Heat-resistant copper alloy

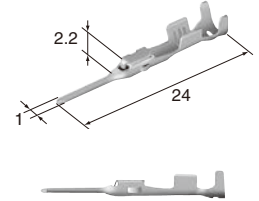
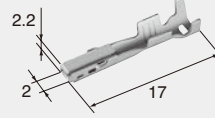
Surface treatment Tin-plated

**(M)**Cable size (mm²) 0.75~1.25

Cable overall diameter (mm) 1.8~2.2

Material Heat-resistant copper alloy

Surface treatment Tin-plated

**M (8100-3178)****F (8100-3068)**Cable size (mm²) 0.75~1.25

Cable overall diameter (mm) 1.8~2.2

Material Heat-resistant copper alloy

Surface treatment Tin-plated

**E-03**

HX SEALED SERIES

1.0mm (040)**Wire seals (UNIT : mm)**

The wire seals are common to M and F.


ワイヤシールはM、F 共用です。

(S)**(7165-0621)**Cable size (mm²) (AVS/0.3) (AVSS/0.5) (AVSSX/0.5)
(AVSSH/0.5) (CHFS/0.75)

Cable overall diameter (mm) 1.6~1.9

Material Silicone

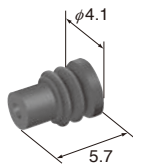
Color Light Green

**(SS)****(7165-1075)**Cable size (mm²) (AVSS/0.3) (AVSSX/0.3) (AVSSH/0.3)
(CHFUS/0.35) (CHFS/0.5)

Cable overall diameter (mm) 1.1~1.6

Material Silicone

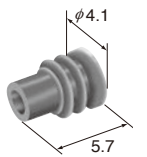
Color Orange

**(M)****(7165-0622)**Cable size (mm²) (AVS/0.5) (AVS/0.85) (AVSS/0.75~1.25) (AVSSX/0.75~1.25)
(AVSSH/0.75~1.25) (AVX/0.5) (AVX/0.75) (CHFS/1.0)

Cable overall diameter (mm) 1.8~2.2

Material Silicone

Color Violet



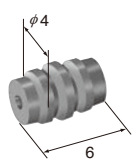
1.0mm (040)

E-04

Dummy plugs (UNIT : mm)

- Dummy plugs are common to M and F.
- Dummy plugs are used to blind unused terminal holes.
- ダミー栓はM、F 共用です。
- 不必要なターミナル穴を塞ぐために、ダミー栓を使用します。

(7165-0432)



Material	NBR
Color	Black

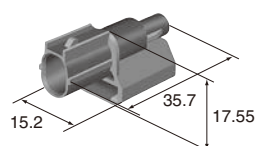
1.0mm (040)

Housing (UNIT : mm)

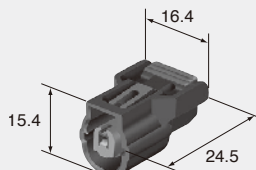
Ref: Terminal part No.	E-02
Ref: wire seal No.	E-03
Ref: Dummy plug No.	E-04
Material	PBT

1way


Color	Black
--------------	-------



M (6188-0657)



F (6189-0940)

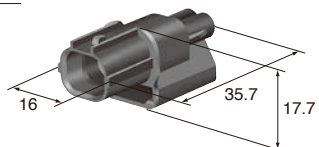


Retainer No. (6918-1979)


Color	Black
--------------	-------

2way

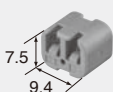
Color	Black
--------------	-------



M (6188-0589)



F (6189-0890)

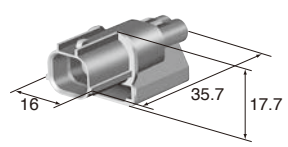


Retainer No. (6918-1835)


Color	Black
--------------	-------

2way (Coded connector) (リブ違)


Color	Dark Gray
--------------	-----------



M (6188-0590)



F (6189-0891)




Retainer No. (6918-1835)


Color	Dark Gray
--------------	-----------

3way

Color Black

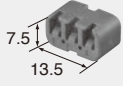


M (6188-4739)



Color Black


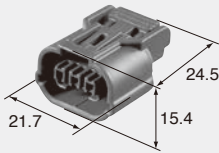
F (6189-0887)



Retainer No. (6918-1833)

3way (Coded connector) (リブ違)

F (6189-0968)

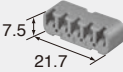



Retainer No. (6918-1833)

Color Dark Gray

5way

F (6189-1081)




Retainer No. (6918-2128)


Color Black

6way

Color Black

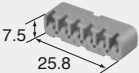


M (6188-0658)



Color Black

F (6189-1012)



Retainer No. (6918-2056)

7way

F (6189-0855)



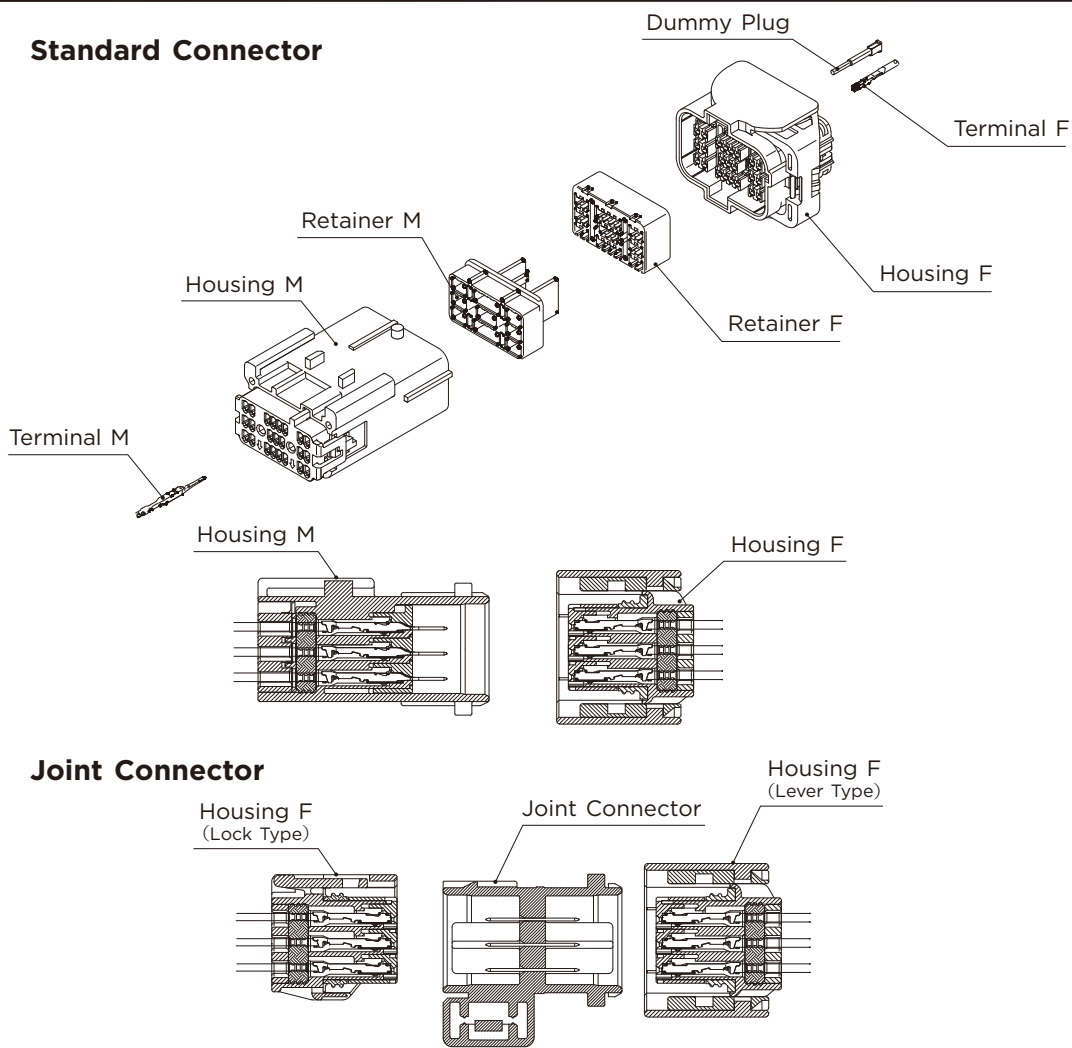
Retainer No. (6918-1762)

Color Black

HX SEALED SERIES for 23way and 33way

1.0mm (040)

Structure



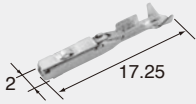
1.0mm (040)

(E)	(J)
Cable size	: 適用電線サイズ
Cable overall diameter	: 電線仕上り外径
Heat-resistant copper alloy	: 耐熱銅合金
Brass	: 黄銅
Surface treatment	: 表面処理
Gold-plated	: Auメッキ
Tin-plated	: Snメッキ

Terminal (UNIT : mm)

(S)

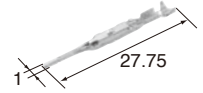

Cable size (mm ²)	0.3~0.5
Material	Brass
Surface treatment	Tin-plated

**M (8100-3508)****F (8100-3082)**

Cable size (mm ²)	0.3~0.5
Material	Heat-resistant copper alloy
Surface treatment	Tin-plated

(M)

Cable size (mm ²)	0.75~1.25
Material	Heat-resistant copper alloy
Surface treatment	Tin-plated

**M (8100-3507)****F (8100-3083)**

Cable size (mm ²)	0.75~1.25
Material	Heat-resistant copper alloy
Surface treatment	Tin-plated

1.0mm (040)**Dummy plugs** (UNIT : mm)

- Dummy plugs are common to M and F.
- Dummy plugs are used to blind unused terminal holes.
- ダミー栓はM、F 共用です。
- 不必要なターミナル穴を塞ぐために、ダミー栓を使用します。

1.0mm (040)**Housing** (UNIT : mm)

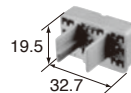
Ref: Terminal part No.	E-06
Ref: Dummy plug No.	E-07
Material	PBT

(6914-0050)


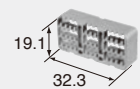
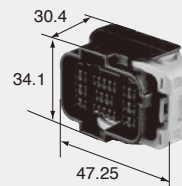
Material	PP
Color	Brown

**23way**

Color	Black
-------	-------



Retainer No. (6918-2131)

**M (6188-0660)****F (6189-1082)**

Retainer No. (6918-2132)

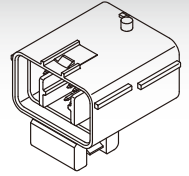
Color	Black
-------	-------

23way

Joint Connector

Coupling circuit is connected with busbars as shown gray hatched cavities.

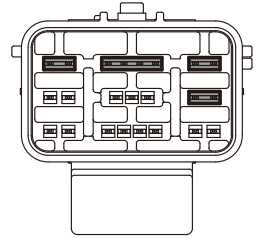
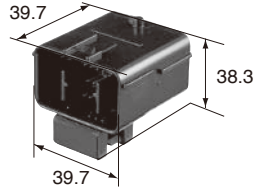
灰色部のキャビティがバスバーでジョイントされています。



E-08

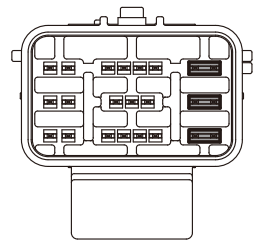
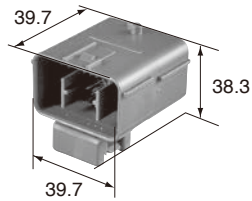
M (6188-4787)

Color Black



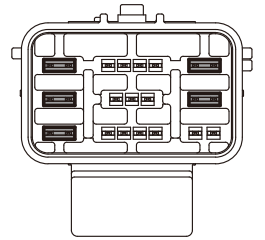
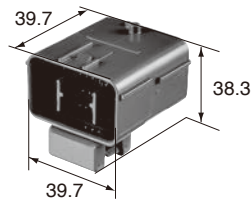
M (6188-4789)

Color Dark Gray



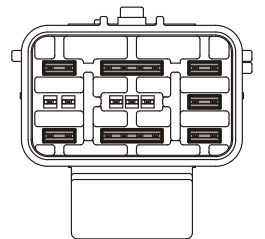
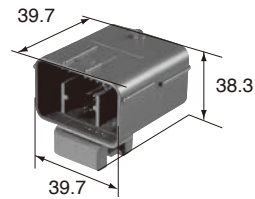
M (5010-8627)

Color Dark Blue



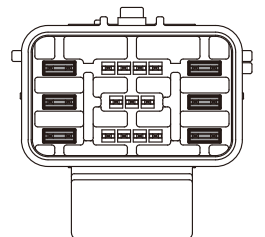
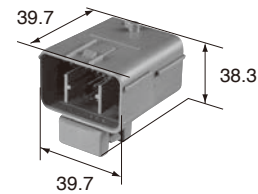
M (5011-1590)

Color Brown




M (5011-6687)

Color Blue

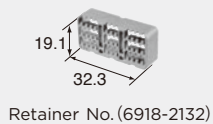


F (6189-1082) Lever

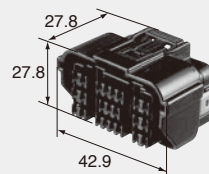


Color

Black

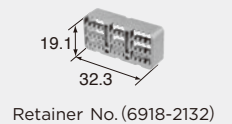


Lock F (6189-6914)



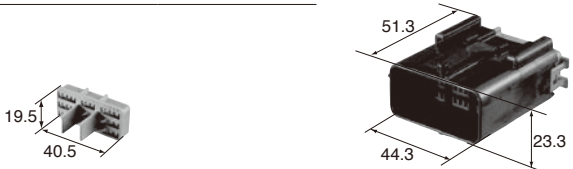
Color

Black




33way

Color Black



Retainer No. (6918-2103)

M (6188-0697) **F (6189-1050)**




Retainer No. (6918-2104)

Color Black


33way (Coded connector) (リブ違)

Color Dark Gray



Retainer No. (6918-2103)

M (6188-0698) **F (6189-1051)**



Retainer No. (6918-2104)

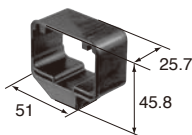
Color Dark Gray

Connector Holder

(6920-0886)

Material 66NY

Color Black

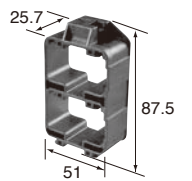


Connector Holder

(6920-0861)

Material 66NY

Color Black

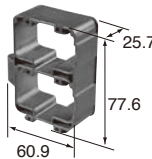


Connector Holder

(6920-2376)

Material 66NY

Color Dark Blue

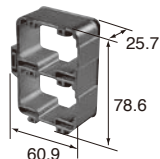


Connector Holder

(6920-2377)

Material 66NY

Color Black




Connector Holder

(6920-0884)

Material 66NY

Color Black




Connector Holder

(6920-2466)

Material 66NY

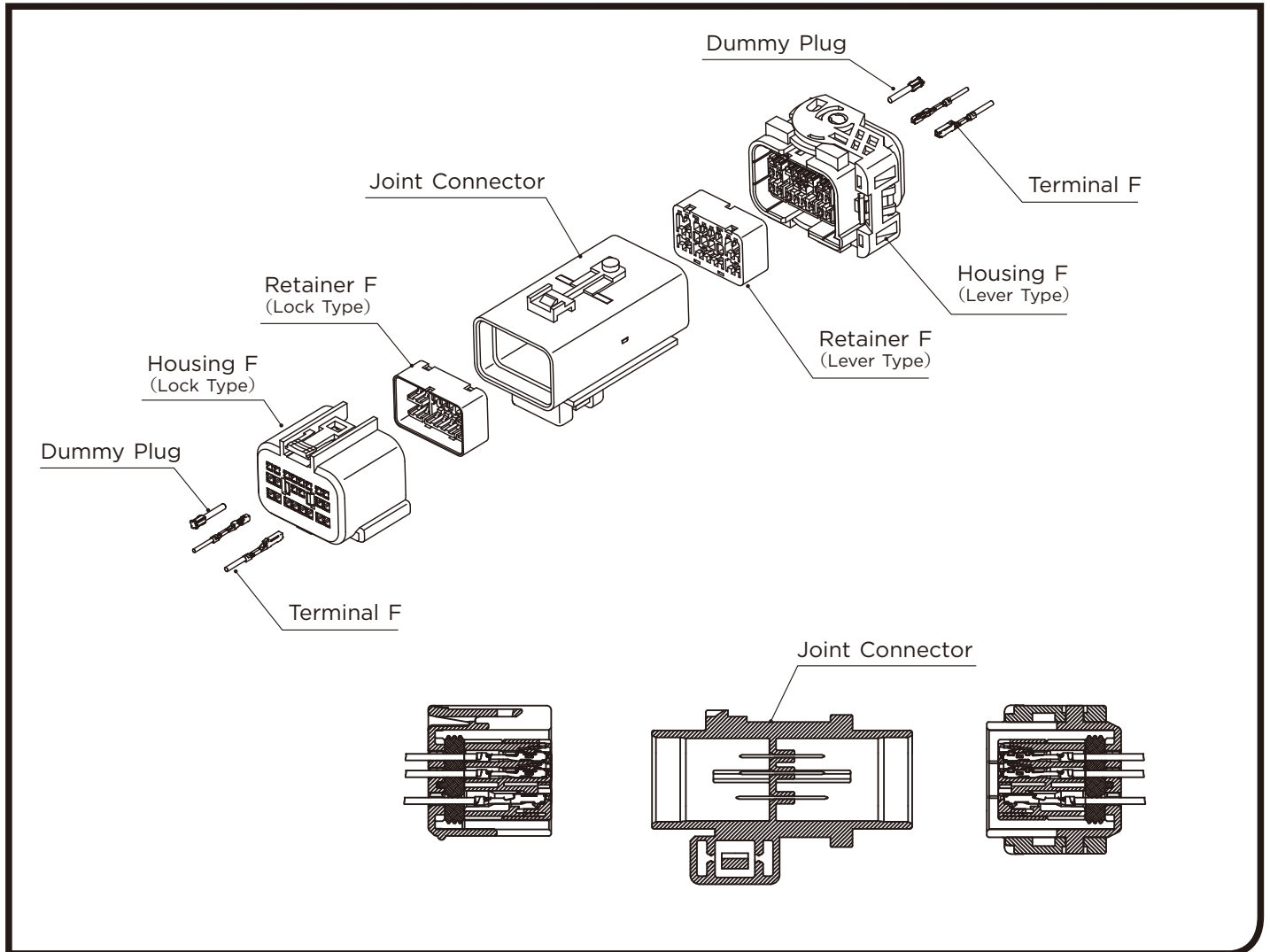
Color Black



HX SEALED SERIES 22way Joint Connector

HYBRID 0.64mm,1.0mm (025, 040)

Structure



0.64mm (025)

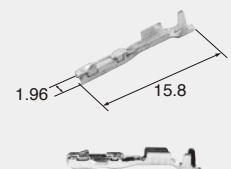
(E)	(J)
Cable size	: 適用電線サイズ
Cable overall diameter	: 電線仕上り外径
Heat-resistant copper alloy	: 耐熱銅合金
Brass	: 黄銅
Surface treatment	: 表面処理
Gold-plated	: Auメッキ
Tin-plated	: Snメッキ

Terminal (UNIT : mm)

(SS)

F (8240-0408)

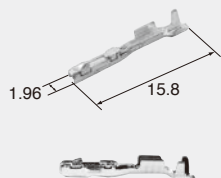
Cable size (mm ²)	AVSSH0.22
Material	Heat-resistant copper alloy
Surface treatment	Tin-plated



(S)**F (8240-0409)**Cable size (mm²) AVSSH0.3~0.5

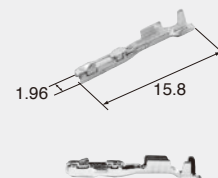
Material Heat-resistant copper alloy

Surface treatment Tin-plated

**(M)****F (8240-0410)**Cable size (mm²) AVSSH0.75

Material Heat-resistant copper alloy

Surface treatment Tin-plated

**1.0mm (040)****(E)****(J)**

Cable size	: 適用電線サイズ
Cable overall diameter	: 電線仕上り外径
Heat-resistant copper alloy	: 耐熱銅合金
Brass	: 黄銅
Surface treatment	: 表面処理
Gold-plated	: Auメッキ
Tin-plated	: Snメッキ

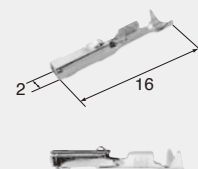
Terminal (UNIT : mm)**0.64mm, 1.0mm (025, 040)****Dummy plugs (UNIT : mm)**

- Dummy plugs are common to M and F.
- Dummy plugs are used to blind unused terminal holes.
- ダミー栓はM、F 共用です。
- 不必要なターミナル穴を塞ぐために、ダミー栓を使用します。

(S)**F (8240-0411)**Cable size (mm²) AVSSH0.3 ~ AVSSH0.5

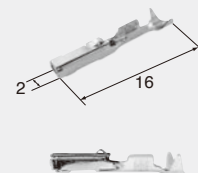
Material Heat-resistant copper alloy

Surface treatment Tin-plated

**(M)****F (8240-0412)**Cable size (mm²) AVSSH0.75 ~ AVSSH1.25


Material Heat-resistant copper alloy

Surface treatment Tin-plated

**(6914-0127)**

Material PBT

Color Blue

**E-11**

HX SEALED SERIES

0.64mm, 1.0mm
(025, 040)

Housing (UNIT : mm)

Ref: Terminal part No. [0.64mm] E-10
[1.0mm] E-11

Ref: Dummy plug No. [0.64mm] E-11
[1.0mm] E-11

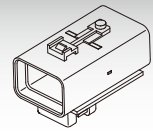
Material PBT

22way (10+12)

Joint Connector

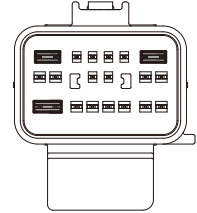
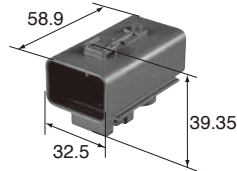
Coupling circuit is connected with busbars as shown gray hatched cavities.

灰色部のキャビティがバスバーでジョイントされています。



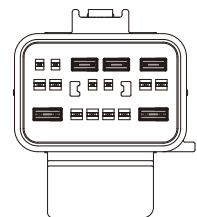
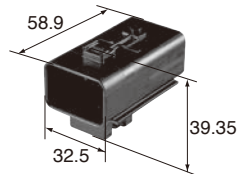
M (5011-6818)

Color Brown



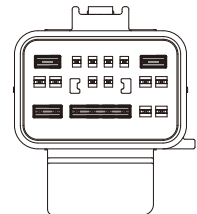
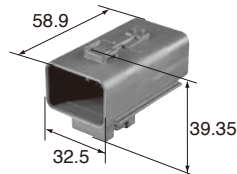
M (5011-7740)

Color Black

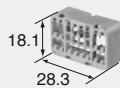



M (5011-7860)

Color Dark Gray

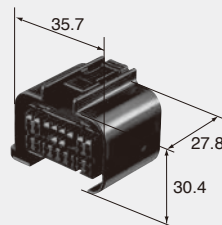


F (6189-7264) Lever

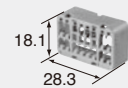


Retainer No. (6918-3166)

Color Black



Lock F (6189-7263)



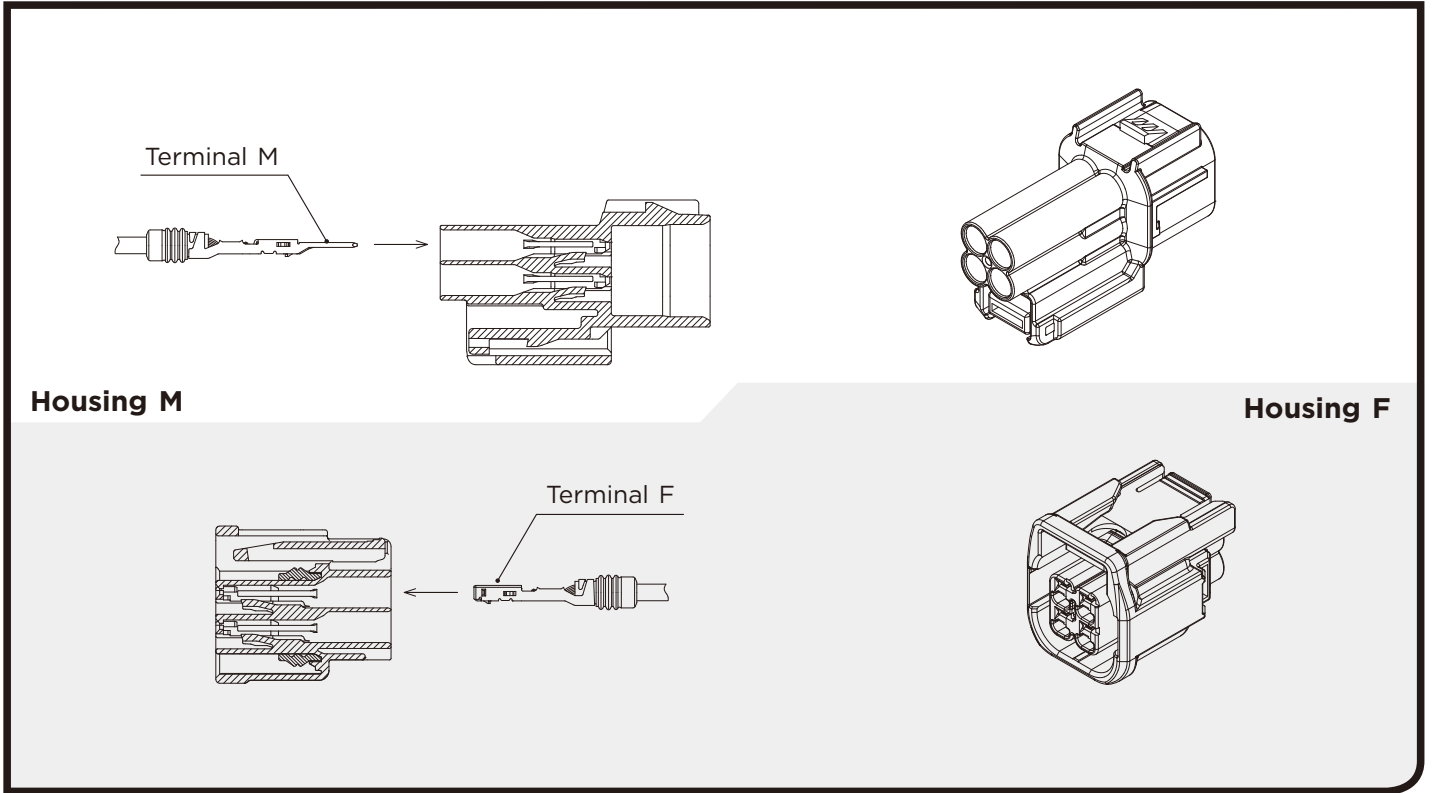
Retainer No. (6918-3166)

Color Black

HX SEALED SERIES for STANDARD

1.5mm (060)

Structure



E-13

HX SEALED SERIES

1.5mm (060)

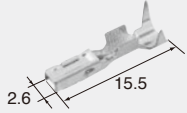
(E)	(J)
Cable size	: 適用電線サイズ
Cable overall diameter	: 電線仕上り外径
Heat-resistant copper alloy	: 耐熱銅合金
Brass	: 黄銅
Surface treatment	: 表面処理
Gold-plated	: Auメッキ
Tin-plated	: Snメッキ

Terminal (UNIT : mm)

(SS)Cable size (mm²) 0.13~0.22

Material Brass

Surface treatment Tin-plated

**M (8230-5306)****F (8240-0489)**Cable size (mm²) 0.13~0.22


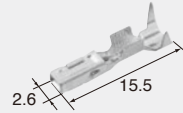
Material Heat-resistant copper alloy

Surface treatment Tin-plated

(S)Cable size (mm²) 0.3~0.5

Material Brass

Surface treatment Tin-plated

**M (8230-5307)****F (8240-0490)**Cable size (mm²) 0.3~0.5

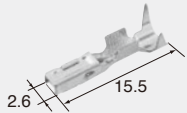
Material Heat-resistant copper alloy

Surface treatment Tin-plated

(M)Cable size (mm²) 0.75~1.25

Material Brass

Surface treatment Tin-plate

**M (8230-5308)****F (8240-0491)**Cable size (mm²) 0.75~1.25


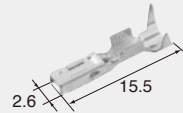
Material Heat-resistant copper alloy

Surface treatment Tin-plated

(L)Cable size (mm²) 2.0

Material Brass

Surface treatment Tin-plated

**M (8230-5309)****F (8240-0492)**Cable size (mm²) 2.0

Material Heat-resistant copper alloy

Surface treatment Tin-plated

1.5mm (O60)**Wire seals (UNIT : mm)**

The wire seals are common to M and F.

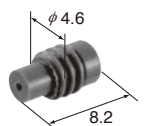
ワイヤシールは、M、F 共用です。

(SS)**(7165-1562)**

Cable overall diameter (mm) 0.85~1.2

Material Silicone

Color Violet




(S)**(7165-1563)**

Cable overall diameter(mm) 1.05~1.5

Material Silicone

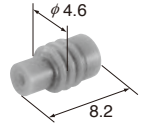
Color Sky Blue

**(M)****(7165-1564)**

Cable overall diameter(mm) 1.35~1.9

Material Silicone

Color Light Green

**(L)****(7165-1565)**

Cable overall diameter(mm) 1.75~2.4

Material Silicone

Color Blue

**(LL)****(7165-1566)**

Cable overall diameter(mm) 2.4~3

Material Silicone

Color Dark Yellow

**E-15**

HX SEALED SERIES

1.5mm (060)

Dummy plugs (UNIT : mm)

Ref; 1.5mm Dummy plug detail

(7165-0193) J-07

- Dummy plugs are common to M and F.
- Dummy plugs are used to blind unused terminal holes.
- ダミー栓はM、F 共用です。
- 不必要なターミナル穴を塞ぐために、ダミー栓を使用します。

1.5mm (060)

Housing (UNIT : mm)

Ref: Terminal part No. E-13

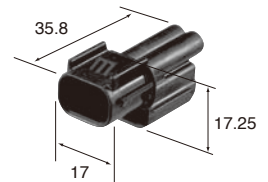

Ref: wire seal No. E-14

Ref: Dummy plug No. J-07

Material PBT

2way


Color Black

**M (6181-6851)****F (6189-7408)**

Color Black

3way

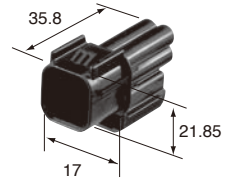
F (6189-7494)



Color Black


4way

Color Black



M (6181-6783)

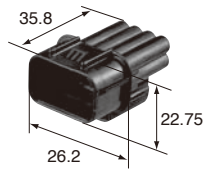
F (6189-7409)



Color Black

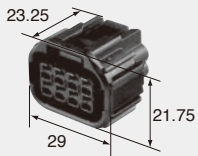
8way

Color Black



M (6181-6850)

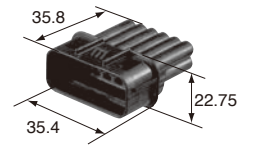
F (6189-7423)



Color Black


12way

Color Black



M (6181-6784)

F (6189-7410)

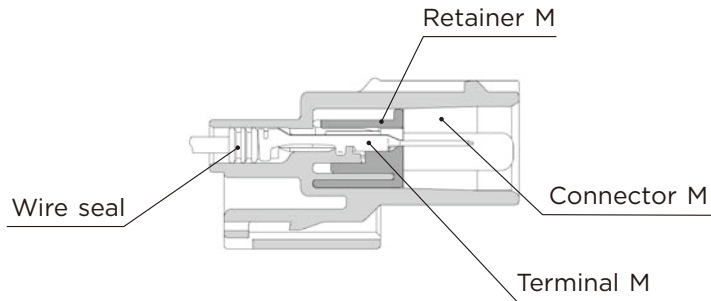


Color Black

HX SEALED SERIES for STANDARD

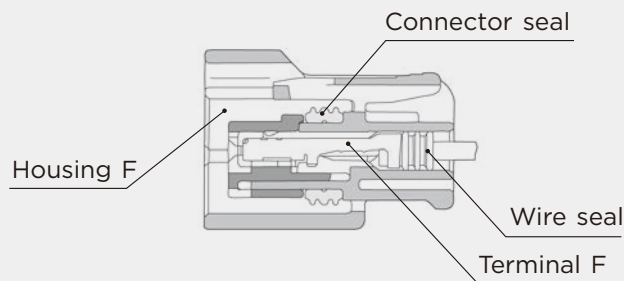
2.3mm (090)

Structure



Connector M

Connector F



E-17

HX SEALED SERIES

2.3mm (090)

(E)	(J)
Cable size	: 適用電線サイズ
Cable overall diameter	: 電線仕上り外径
Heat-resistant copper alloy	: 耐熱銅合金
Brass	: 黄銅
Surface treatment	: 表面処理
Gold-plated	: Auメッキ
Tin-plated	: Snメッキ

Terminal (UNIT : mm)

Ref; 2.3mm Terminal detail

S	M (8230-4472)	L-03
M	M (8230-4562)	L-03
L	M (8230-4552)	L-03

(S)

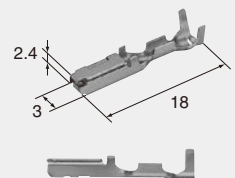
Cable size (mm²) 0.3~0.5

Cable overall diameter (mm) 1.4~2.4

Material Heat-resistant copper alloy

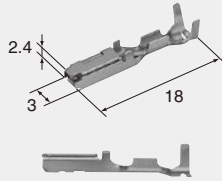
Surface treatment Tin-plated

F (8240-4862)

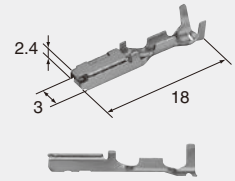


(M)**F (8240-4992)**

Cable size (mm ²)	0.75~0.85
Cable overall diameter(mm)	1.8~2.6
Material	Heat-resistant copper alloy
Surface treatment	Tin-plated

**(L)****F (8240-4952)**

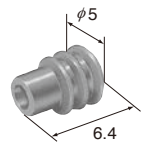
Cable size (mm ²)	1.25~2.0
Cable overall diameter(mm)	2.1~2.9
Material	Heat-resistant copper alloy
Surface treatment	Tin-plated

**2.3mm (090)****Wire seals (UNIT : mm)**

The wire seals are common to M and F.
ワイヤシールはM、F共用です。

(SS)**(7165-0385)**

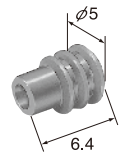
Cable size (mm ²)	(AVSS/0.3~0.5) (AVSSX/0.5)
Cable overall diameter(mm)	1.2~1.7
Material	Silicone
Color	Light Gray

**(S)****(7165-0194)**

Cable size (mm ²)	(AV/0.5) (AVX-AEX/0.5~0.75) (AVS/0.3~0.85) (AVSS/0.85~1.25) (AVSSX/0.75~1.25)
Cable overall diameter(mm)	1.7~2.4
Material	Silicone
Color	Dark Green

**(M)****(7165-0198)**

Cable size (mm ²)	(AV/0.5~1.25) (AVX-AEX/0.75~1.25) (AVS/0.85~1.25) (AVSS/1.25~2.0) (AVSSX/1.25~2.0)
Cable overall diameter(mm)	2.1~2.9
Material	Silicone
Color	Yellow

**2.3mm (090)****Dummy plugs (UNIT : mm)**

Ref; 2.3mm Dummy plug detail

(7165-0193) J-07

- Dummy plugs are common to M and F.
- Dummy plugs are used to blind unused terminal holes.
- ダミー栓はM、F共用です。
- 不必要なターミナル穴を塞ぐために、ダミー栓を使用します。


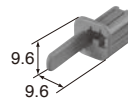
2.3mm (090)

Housing (UNIT : mm)

Ref: Terminal part No.	E-17
Ref: wire seal No.	E-18
Ref: Dummy plug No.	J-07
Material	PBT


1way

Color Black




Retainer No. (6918-2665)

M (6181-0803)



F (6189-0591)





Retainer No. (6918-1370)

Color Black

2way

F (6189-0552)



Note)



Retainer No. (6918-1260)

Color Black

2way

(Coded connector) (リブ違)

F (6189-0593)





Note)

Retainer No. (6918-1260)

Color Brown

3way

F (6189-0596)





Note)

Retainer No. (6918-1371)

Color Black

4way

F (6189-0617)



Note)

Retainer No. (6918-1469)

Color Black

HX SEALED SERIES for HYBRID

4.8mm (187)

(E)	(J)
Cable size	: 適用電線サイズ
Cable overall diameter	: 電線仕上り外径
Heat-resistant copper alloy	: 耐熱銅合金
Brass	: 黄銅
Surface treatment	: 表面処理
Gold-plated	: Auメッキ
Tin-plated	: Snメッキ

Terminal (UNIT : mm)

Ref; 4.8mm Terminal detail

S	M (8100-0463)	B-21	
M	M (8100-0464)	B-22	
L	M (8100-0465)	B-22	F (8100-0468) B-22

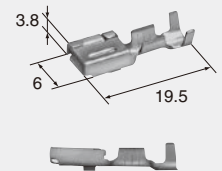
4.8mm (187)

Wire seals (UNIT : mm)

The wire seals are common to M and F.
ワイヤシールはM、F 共用です。

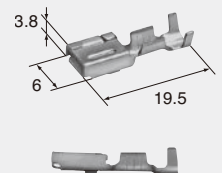
(S)

Cable size (mm²)	0.3~0.5
Cable overall diameter (mm)	1.4~2.4
Material	Heat-resistant copper alloy
Surface treatment	Tin-plated

F (8100-0661)

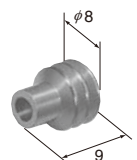
(M)

Cable size (mm²)	0.5~1.25
Cable overall diameter (mm)	1.6~2.6
Material	Heat-resistant copper alloy
Surface treatment	Tin-plated

F (8100-0660)

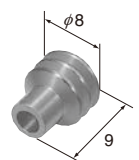
(S)

Cable size (mm²)	(AVS/0.3) (AVSS/0.3~0.85) (AVSSX/0.5~0.75)
Cable overall diameter (mm)	1.4~1.9
Material	NBR
Color	Brown

(7165-0172)

(M)

Cable size (mm²)	(AV/0.5~1.25) (AVX/0.5~1.25) (AVS/0.3~1.25) (AVSS/0.85~2.0) (AVSSX/0.75~2.0)
Cable overall diameter (mm)	1.8~2.9
Material	NBR
Color	Gray

(7165-0130)


(L)**(7165-0131)**

Cable size (mm²) (AV/2.0~3.0) (AVX/2.0~3.0)
(AVS/2.0~3.0)

Cable overall diameter(mm) 3.0~4.1

Material NBR

Color Black

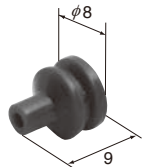
**(M)****(7165-0147)**

Cable size (mm²) (AVS/0.3~1.25)

Cable overall diameter(mm) 1.8~2.9

Material Silicone

Color Dark Green

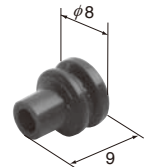
**(L)****(7165-0148)**

Cable size (mm²) (AVS/2.0~3.0)

Cable overall diameter(mm) 3.0~4.1

Material Silicone

Color Dark Blue



1.0mm, 4.8mm (040, 187)

Housing (UNIT : mm)

Ref: Terminal part No. [1.0mm] E-02
[4.8mm] E-20

Ref: wire seal No. [1.0mm] E-03
[4.8mm] E-20


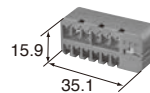
Ref: Dummy plug No. [1.0mm] E-04
[4.8mm] B-23

Material PBT

No. of way/ () corresponds to 1.0mm, 4.8mm, in order from left to right.
極数 / () 内表示 : 左から1.0mm 極数、4.8mm 極数


13way (12+1)

Color Black

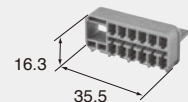


Retainer No. (6181-6465)

M (6181-6464)



F (6189-6863)



Retainer No. (6185-4596)

Color Black

1.5mm, 4.8mm (060, 187)

Housing (UNIT : mm)

Ref: Terminal part No. [1.5mm] E-13
[4.8mm] E-20

Ref: wire seal No. [1.5mm] E-14
[4.8mm] E-20

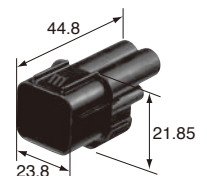
Ref: Dummy plug No. [1.5mm] J-07
[4.8mm] B-23

Material PBT

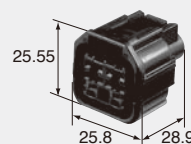
No. of way/ () corresponds to 1.5mm, 4.8mm, in order from left to right.
極数 / () 内表示 : 左から1.5mm 極数、4.8mm 極数

4way (2+2)

Color Black



M (6181-6785)

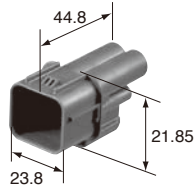


F (6189-7411)

Color Black


5way (3+2)

Color Dark gray



M (6181-6921)

F (6189-7567)



Color Dark gray

E-22

2.3mm, 4.8mm (090, 187)

Housing (UNIT : mm)

Ref: Terminal part No. [2.3mm] E-17
[4.8mm] E-20

Ref: wire seal No. [2.3mm] E-18
[4.8mm] E-20



Ref: Dummy plug No. [2.3mm] J-07
[4.8mm] B-23

Material PBT

No. of way/ () corresponds to 2.3mm, 4.8mm, in order from left to right.
極数/ () 内表示: 左から2.3mm 極数、4.8mm 極数

10way (8+2)

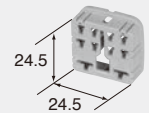

Color Dark gray



Retainer No. (6918-1263)

M (6181-0381)

F (6189-0555)



Retainer No. (6918-1267)

Color Dark gray