




TS SEALED SERIES



Features

The TS sealed connector series has a mechanism of Terminal Position Assurance. TPA/Retainers are pre-mounted on the connector housing. These connectors can be directly secured to a Stay/Support on the car body.

特長

TS 防水シリーズは挿入不足のターミナルを検知する機構を備えたシリーズです。リテーナはあらかじめコネクタに取り付けられています。

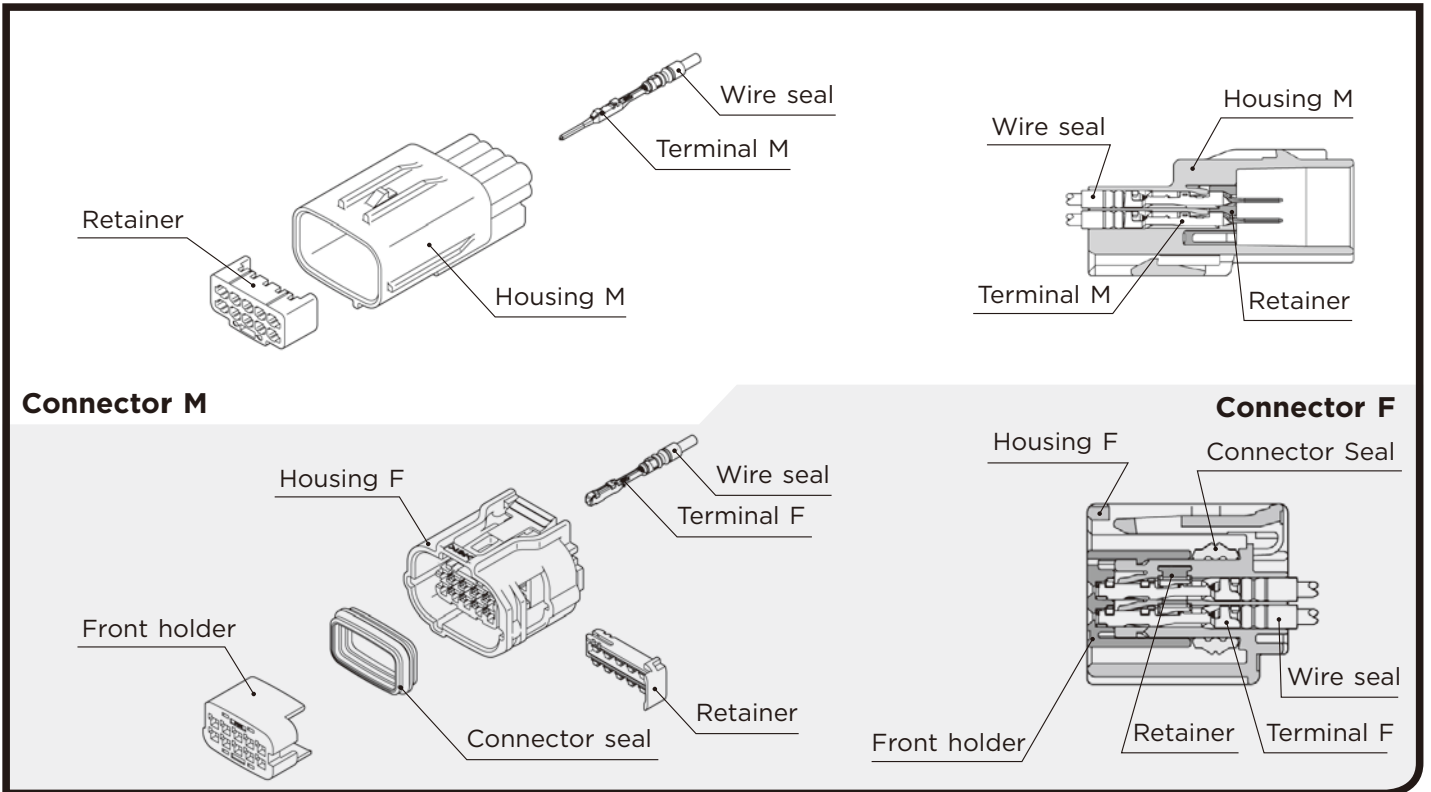
また、コネクタは、ボデー側のブラケットに直接固定することができます。PCBタイプもご用意しています。

TS SEALED SERIES for STANDARD

0.64mm (025)

Structure / Detecting structure for incomplete terminal insertion.

B-02



0.64mm (025)

(E)	(J)
Cable size	: 適用電線サイズ
Cable overall diameter	: 電線仕上り外径
Heat-resistant copper alloy	: 耐熱銅合金
Brass	: 黄銅
Surface treatment	: 表面処理
Gold-plated	: Auメッキ
Tin-plated	: Snメッキ

Terminal (UNIT : mm)

(S) **F (8240-0336)**

Cable size (mm ²)	0.13
Material	Heat-resistant copper alloy
Surface treatment	Tin-plated

(S) **F (8240-0337)** **Au**

Cable size (mm ²)	0.13
Material	Heat-resistant copper alloy
Surface treatment	Gold-plated

(M)

Cable size (mm ²)	0.22~0.5
Material	Brass
Surface treatment	Tin-plated

M (8100-3617) **F (8100-3455)**

Cable size (mm ²)	0.22~0.35
Material	Heat-resistant copper alloy
Surface treatment	Tin-plated

(M) **F (8240-0699)**

Cable size (mm ²)	0.22~0.35
Material	Heat-resistant copper alloy
Surface treatment	Tin-plated

Note: Please contact to our sales staff for detail.
詳細は、弊社営業担当にお問い合わせ下さい。

(M) **Au**

Cable size (mm ²)	0.22~0.5
Material	Brass
Surface treatment	Gold-plated

M (8100-3708) **F (8100-3456)**

Cable size (mm ²)	0.22~0.35
Material	Heat-resistant copper alloy
Surface treatment	Gold-plated

(L) **F (8240-0287)**

Cable size (mm ²)	0.5
Material	Heat-resistant copper alloy
Surface treatment	Tin-plated

(L) **F (8240-0663)**

Cable size (mm ²)	0.5
Material	Heat-resistant copper alloy
Surface treatment	Tin-plated

Note: Please contact to our sales staff for detail.
詳細は、弊社営業担当にお問い合わせ下さい。

(L) **F (8240-0288)** **Au**

Cable size (mm ²)	0.5
Material	Heat-resistant copper alloy
Surface treatment	Gold-plated

0.64mm (O25)

B-04

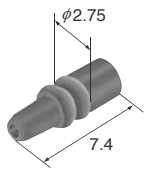
Wire seals (UNIT : mm)

- Male / Female Shared
- M、F 共用です。

(SS)

(7165-1043)

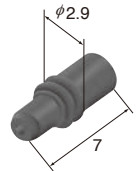
Cable size (mm ²)	(CHFUS/0.22)
Cable overall diameter (mm)	0.95~1.05
Material	Silicone
Color	Green



(3S)

(7165-1423)

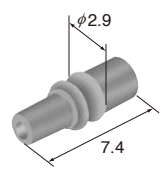
Cable size (mm ²)	(CHFUS/0.13)
Cable overall diameter (mm)	0.85~0.95
Material	Silicone
Color	Light Brown



(S)

(7165-1312)

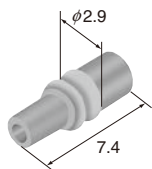
Cable size (mm ²)	(CHFUS/0.35~0.5)
Cable overall diameter (mm)	1.1~1.4
Material	Silicone
Color	Violet



(M)

(7165-1198)

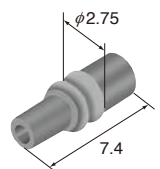
Cable size (mm ²)	(AVSS/0.3) (AVSSH/0.3) (AESSX/0.3)
Cable overall diameter (mm)	1.4~1.5
Material	Silicone
Color	Dark Yellow



(M)

(7165-0796)

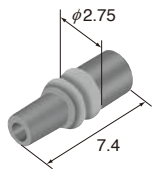
Cable size (mm ²)	(AVSS/0.3) (AVSSH/0.3) (AVSSX/0.3)
Cable overall diameter (mm)	1.4~1.5
Material	Silicone
Color	Reddish Brown



(M)

(7165-0891)

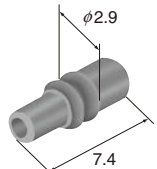
Cable size (mm ²)	(AESSX/0.3)
Cable overall diameter (mm)	1.4~1.5
Material	Silicone
Color	Dark Brown



(L)

(7165-1199)

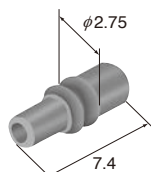
Cable size (mm ²)	(AVSS/0.5) (AVSSH/0.5) (AVSSX/0.5) (AESSX/0.5)
Cable overall diameter (mm)	1.6~1.7
Material	Silicone
Color	Red Violet



(L)

(7165-0815)

Cable size (mm ²)	(AVSS/0.5) (AVSSH/0.5) (AVSSX/0.5)
Cable overall diameter (mm)	1.6~1.7
Material	Silicone
Color	Dark Gray



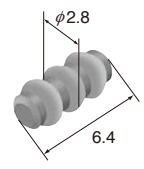
0.64mm (025)

Dummy plugs (UNIT : mm)

- Male / Female Shared
- Dummy plugs are used to blind unused terminal holes.
- M、F 共用です。
- 不必要なターミナル穴を塞ぐために、ダミー栓を使用します。

(7165-0797)

Material	NBR
Color	Light Gray



0.64mm (025)

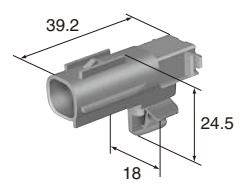
Housing (UNIT : mm)

Ref: Terminal part No.	B-02
Ref: wire seal No.	B-04
Ref: Dummy plug No.	B-05
Material	PBT

2way


Color	Black
-------	-------

Note:with clip for oval hole



M (6188-4797)

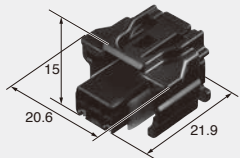
F (6189-1161)



Color	Black
-------	-------

2way


F (6189-8080)



Color	Black
-------	-------

2way


F (6189-7246)



Color	Natural
-------	---------

2way


F (6189-7020)



Color	Black
-------	-------

2way

F (6189-7073)

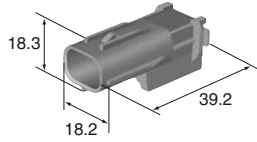


Color	Gray
-------	------

3way


Color Black

Note: Bracket size 9mm



3way


F (6189-1132)



Color Gray

M (6188-4920)


F (6189-1129)



Color Black

4way


F (6189-6946)



Color Black

4way


F (6189-7401)



Color Black

5way

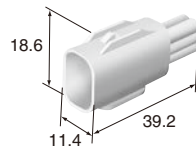
F (6189-1046)



Color Black

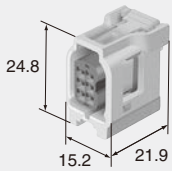
6way

Color Natural



M (6188-0706)


F (6189-1142)



Color Natural


6way

Color Black



M (6188-5405)

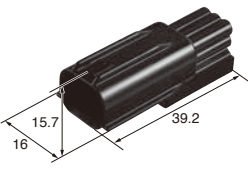
F (6189-8094)



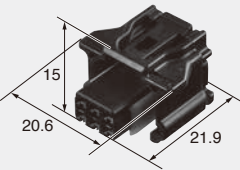
Color Black

6way

Color Black




M (6188-5970) **F (6189-7334)**



Color Black

6way

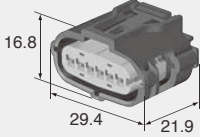
F (6189-1083)



Color Black

6way

F (6189-7100)

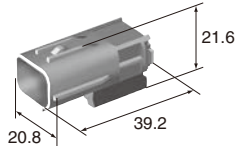


Color Black

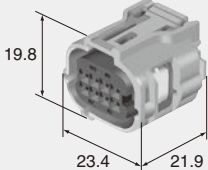
8way

Color Gray

Note: Bracket size 9mm



M (6188-0779) **F (6189-1240)**

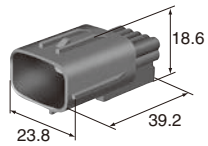


Color Gray


10way

Color Black

Note: Bracket size 9mm




M (6188-0696) **F (6189-1134)**



Color Black

12way

F (6189-1128)

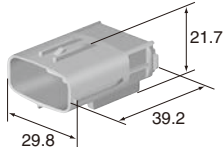


Color Black

13way


Color Gray

Note: Bracket size 13mm




12way

F (6189-1133)



Color Gray

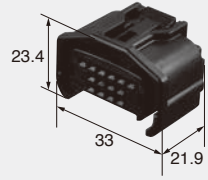
M (6188-4914) **F (6189-1092)**



Color Gray

14way

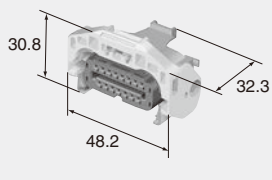
F (6189-7536)



Color Black

15way


F (6189-1135)



Color Gray

17way

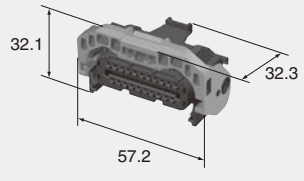
F (6189-7110)



Color Gray

20way

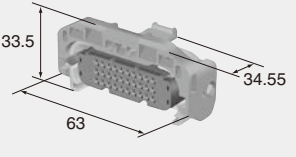
F (6189-7167)



Color Black

30way

F (6189-6987)

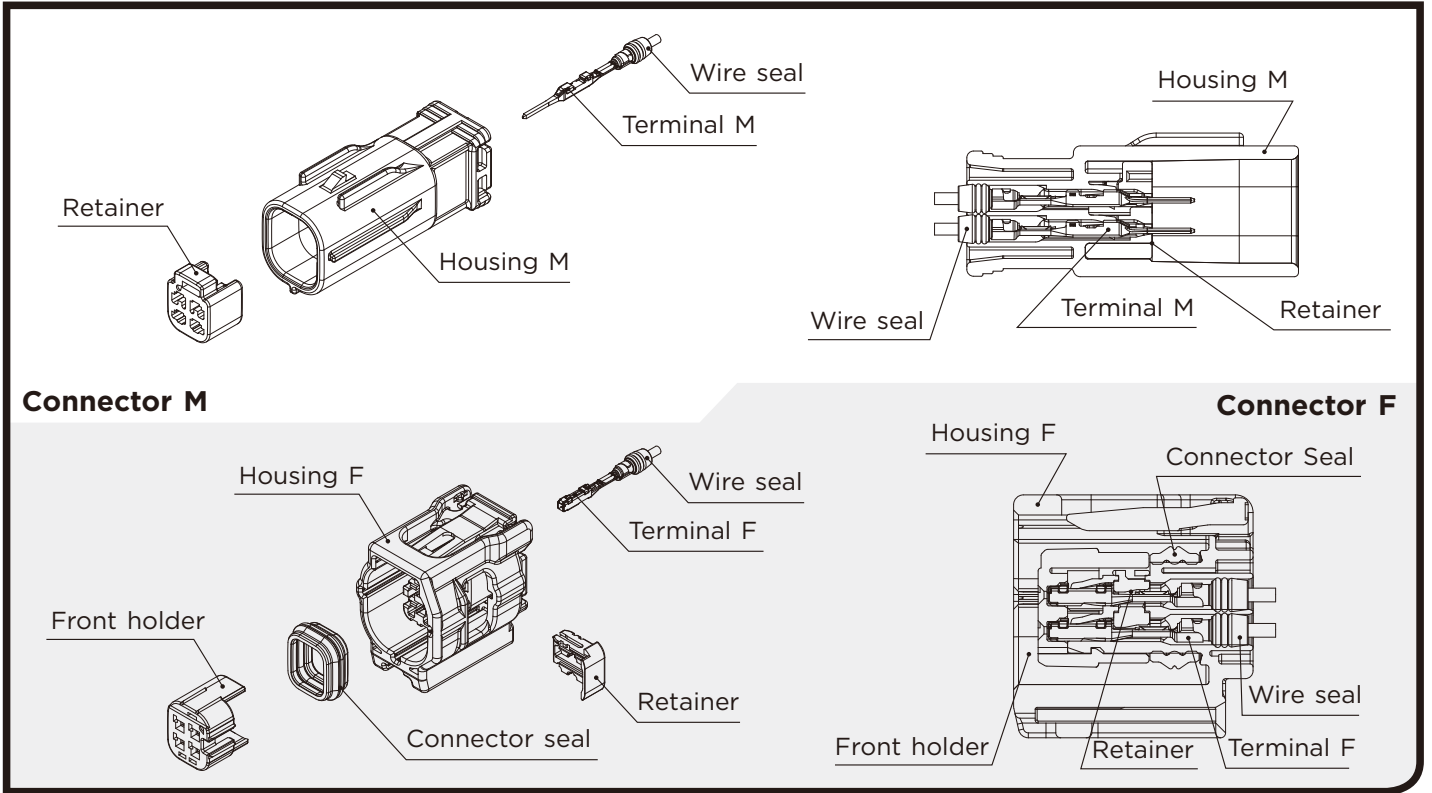


Color Gray

TS SEALED SERIES for STANDARD

0.64W (025W)

Structure / Detecting structure for incomplete terminal insertion.



B-09

TS SEALED SERIES

These connectors are called "0.64W series" to distinguish from existing 0.64 series. Since 0.64W has wider terminal pitch, there is no compatibility between 0.64 and 0.64W.

0.64Wシリーズは、従来の0.64シリーズより端子間ピッチを拡大しています。その為、従来品との互換性はありません。(一部端子を除く)

0.64W (025W)

(E)	(J)
Cable size	: 適用電線サイズ
Cable overall diameter	: 電線仕上り外径
Heat-resistant copper alloy	: 耐熱銅合金
Brass	: 黄銅
Surface treatment	: 表面処理
Gold-plated	: Auメッキ
Tin-plated	: Snメッキ

Terminal (UNIT : mm)

Ref; 0.64mm Terminal detail

M(Sn) **M(8100-3617)** B-03 **F(8100-3455)** B-03

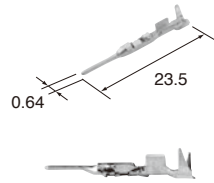
M(Au) **M(8100-3708)** B-03 **F(8100-3456)** B-03

(LL)

Cable size (mm ²)	CIVUS/0.5	AVSS/0.5
	AVSSX/0.5	AVSSH/0.5
	IVSSH/0.5	AESSX/0.5

Material	Brass
----------	-------

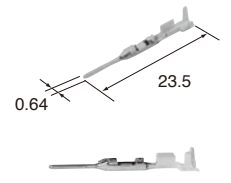
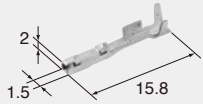
Surface treatment	Tin-plated
-------------------	------------

**(LL)****Au**

Cable size (mm ²)	CIVUS/0.5	AVSS/0.5
	AVSSX/0.5	AVSSH/0.5
	IVSSH/0.5	AESSX/0.5

Material	Brass
----------	-------

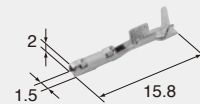
Surface treatment	Gold-plated
-------------------	-------------

**B-10****M (8230-5360)****F (8240-0500)**

Cable size (mm ²)	CIVUS/0.5	AVSS/0.5
	AVSSX/0.5	AVSSH/0.5
	IVSSH/0.5	AESSX/0.5

Material	Heat resistant copper-alloy
----------	-----------------------------

Surface treatment	Tin-plated
-------------------	------------

**M (8230-5361)****F (8240-0501)**

Cable size (mm ²)	CIVUS/0.5	AVSS/0.5
	AVSSX/0.5	AVSSH/0.5
	IVSSH/0.5	AESSX/0.5

Material	Heat resistant copper-alloy
----------	-----------------------------

Surface treatment	Gold-plated
-------------------	-------------

**0.64W (025W)****Wire seals (UNIT : mm)**

- Male / Female Shared
- M、F 共用です。

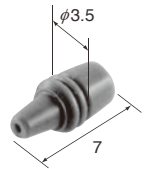
(S)**(7165-1608)**

Cable size (mm ²)	CIVUS/0.35~0.5
-------------------------------	----------------

Cable overall diameter (mm)	1.1~1.4
-----------------------------	---------

Material	Silicone
----------	----------

Color	Dark Gray
-------	-----------

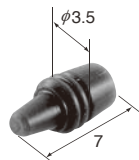
**(M)****(7165-1607)**

Cable size (mm ²)	AVSS/0.3	AVSSH/0.3
	IVSSH/0.35	

Cable overall diameter (mm)	1.3~1.5
-----------------------------	---------

Material	Silicone
----------	----------

Color	Dark Green
-------	------------

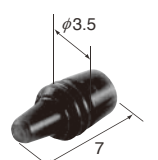
**(L)****(7165-1606)**

Cable size (mm ²)	AVSS/0.5	AVSSH/0.5
	AVSSX/0.5	IVSSH/0.5

Cable overall diameter (mm)	1.51~1.73
-----------------------------	-----------

Material	Silicone
----------	----------

Color	Dark Brown
-------	------------

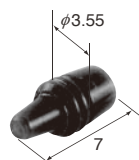
**(L)****(7165-1773)**

Cable size (mm ²)	(AVSS/0.5)	(AVSSH/0.5)
	(AVSSX/0.5)	(IVSSH/0.5)
	(AESSX/0.5)	

Cable overall diameter (mm)	1.6~1.7
-----------------------------	---------

Material	Silicone
----------	----------

Color	Turquoise (ミントブルー)
-------	--------------------



0.64W (025W)

Dummy plugs (UNIT : mm)

- Male / Female Shared
- Dummy plugs are used to blind unused terminal holes.
- M、F 共用です。
- 不必要なターミナル穴を塞ぐために、ダミー栓を使用します。

0.64W (025W)

Housing (UNIT : mm)

Ref: Terminal part No. B-09


Ref: wire seal No. B-10

Ref: Dummy plug No. B-11

Material PBT/PA6T

2way

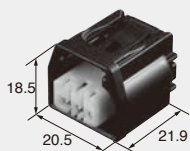
F (6189-7830)



Material PBT
Color Black

3way

F (6189-7831)




Material PBT
Color Black

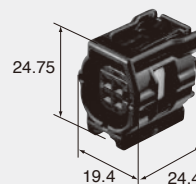
4way

Material PA6T

Color Black



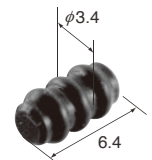
M (6188-5516)



Material PA6T
Color Black

F (6189-7449)

(7165-1605)




Material Silicone

Color Reddish Brown (ベンガラ)


5way

Material PA6T
Color Black



M (6188-5955)


F (6189-7943)



Material PA6T
Color Black

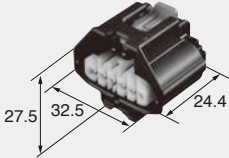
6way

Material PA6T
Color Black



M (6188-6290)


F (6189-8209)



Material PA6T
Color Black

8way

F (6189-7800)

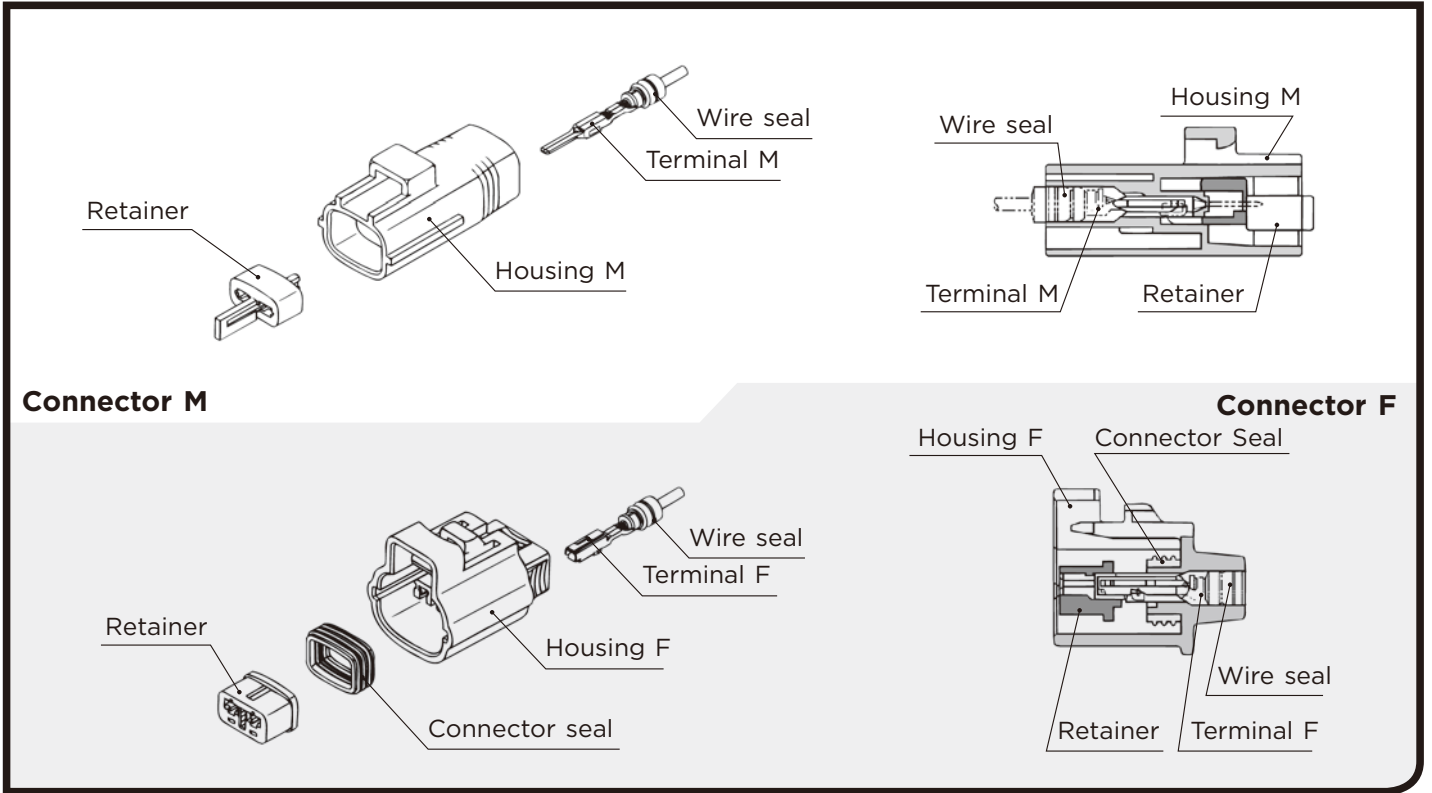


Material PA6T
Color Black

TS SEALED SERIES for STANDARD

2.3mm (090)

Structure / Detecting structure for incomplete terminal insertion.



B-13

TS SEALED SERIES

2.3mm (090)

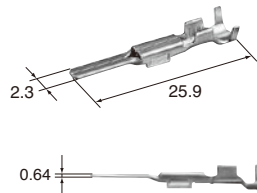
(E)	(J)
Cable size	: 適用電線サイズ
Cable overall diameter	: 電線仕上り外径
Heat-resistant copper alloy	: 耐熱銅合金
Brass	: 黄銅
Surface treatment	: 表面処理
Gold-plated	: Auメッキ
Tin-plated	: Snメッキ

Terminal (UNIT : mm)

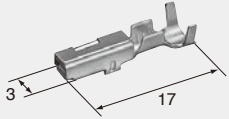
(S)Cable size (mm²) 0.3~0.5

Material Brass

Surface treatment Tin-plated



B-14

M (8100-0457)Cable size (mm²) 0.3~0.5

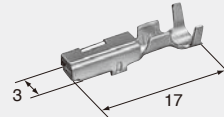
Material Heat-resistant copper alloy

Surface treatment Tin-plated

F (8100-0460)**(S)****F (8100-3822)**Cable size (mm²) 0.3~0.5

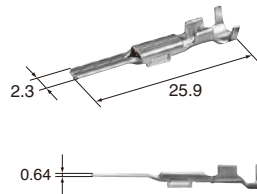
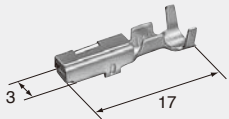
Material Heat-resistant copper alloy

Surface treatment Tin-plated

Note: Please contact to our sales staff for detail.
詳細は、弊社営業担当にお問い合わせ下さい。**(S)****Au**Cable size (mm²) 0.3~0.5

Material Brass

Surface treatment Gold-plated

**M (8100-1340)**Cable size (mm²) 0.3~0.5

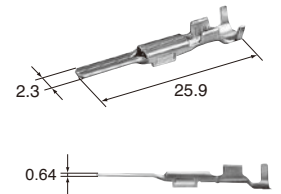
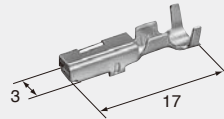
Material Heat-resistant copper alloy

Surface treatment Gold-plated

F (8100-1344)**(M)**Cable size (mm²) 0.5~1.25

Material Brass

Surface treatment Tin-plated

**M (8100-0458)**Cable size (mm²) 0.5~1.25

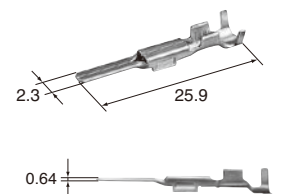
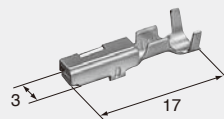
Material Heat-resistant copper alloy

Surface treatment Tin-plated

F (8100-0461)**(M)****Au**Cable size (mm²) 0.5~1.25

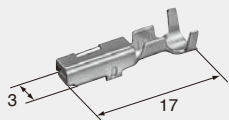
Material Brass

Surface treatment Gold-plated

**M (8100-1007)**Cable size (mm²) 0.5~1.25

Material Heat-resistant copper alloy

Surface treatment Gold-plated

F (8100-0594)**(M)****F (8100-3655)**Cable size (mm²) 0.5~1.25

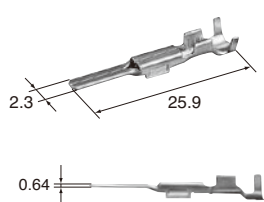
Material Heat-resistant copper alloy

Surface treatment Tin-plated

Note: Please contact to our sales staff for detail.
詳細は、弊社営業担当にお問い合わせ下さい。

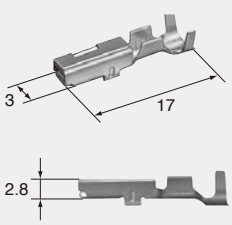
(L)

Cable size (mm ²)	2.0
Material	Brass
Surface treatment	Tin-plated



M (8100-0459)

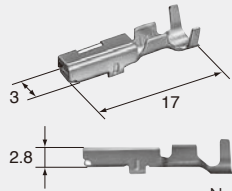
F (8100-0462)



Cable size (mm ²)	2.0
Material	Heat-resistant copper alloy
Surface treatment	Tin-plated

(L)

F (8240-0157)



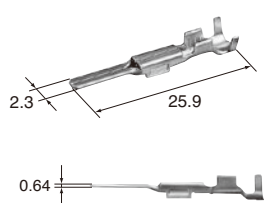
Cable size (mm ²)	2.0
Material	Heat-resistant copper alloy
Surface treatment	Tin-plated

Note: Please contact to our sales staff for detail.
詳細は、弊社営業担当にお問い合わせ下さい。

(L)

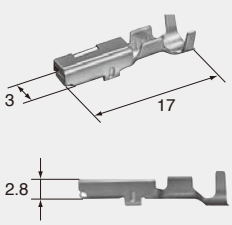
Au

Cable size (mm ²)	2.0
Material	Brass
Surface treatment	Gold-plated



M (8100-1008)

F (8100-0817)



Cable size (mm ²)	2.0
Material	Heat-resistant copper alloy
Surface treatment	Gold-plated

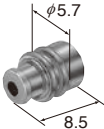
2.3mm (090)

B-16

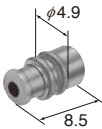
Wire seals (UNIT : mm)

- Male / Female Shared
- P5 : For 5mm pitch housing/Please inquire us for the details.
- P6 : For 6mm pitch housing
- M、F 共用です。
- P5 : 5ミリピッチ用 / 別途お問い合わせください。
- P6 : 6ミリピッチ用

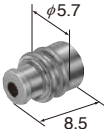
(SS)	(P6)
(7165-0842)	
Cable size (mm²)	(CIVUS/0.35~0.5)
Cable overall diameter (mm)	1.1~1.4
Material	Silicone
Color	Blue



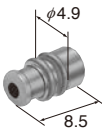
(SS)	(P5)
(7165-1706)	
Cable size (mm²)	(CIVUS/0.35~0.5)
Cable overall diameter (mm)	1.1~1.4
Material	Silicone
Color	Violet



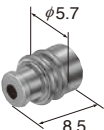
(S)	(P6)
(7165-0349)	
Cable size (mm²)	(AVX·AEX/0.3) (AVS/0.3) (AVSS/0.3~0.85) (AVSSX·AESSX/0.3~0.75) (CAVUS/0.85~1.25)
Cable overall diameter (mm)	1.4~2.0
Material	Silicone
Color	Dark Brown



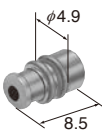
(S)	(P5)
(7165-0342)	
Cable size (mm²)	(AVX·AEX/0.3) (AVS/0.3) (AVSS/0.3~0.85) (AVSSX·AESSX/0.3~0.75) (CAVUS/0.85~1.25)
Cable overall diameter (mm)	1.4~2.0
Material	Silicone
Color	Reddish Brown (ベンガラ)



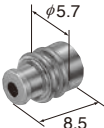
(M)	(P6)
(7165-0395)	
Cable size (mm²)	(AV/0.5) (AVX·AEX/0.5~0.75) (AVS/0.5~0.85) (AVSS/1.25) (AVSSX·AESSX/1.25)
Cable overall diameter (mm)	2.0~2.5
Material	Silicone
Color	Dark Green



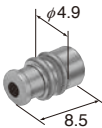
(M)	(P5)
(7165-0343)	
Cable size (mm²)	(AV/0.5) (AVX·AEX/0.5~0.75) (AVS/0.5~0.85) (AVSS/1.25) (AVSSX·AESSX/1.25)
Cable overall diameter (mm)	2.0~2.5
Material	Silicone
Color	Black



(L)	(P6)
(7165-0351)	
Cable size (mm²)	(AV/1.25) (AVX·AEX/1.25) (AVS/1.25) (AVSS/2.0) (AVSSX·AESSX/2.0)
Cable overall diameter (mm)	2.5~2.9
Material	Silicone
Color	Dark Gray



(L)	(P5)
(7165-0344)	
Cable size (mm²)	(AV/1.25) (AVX·AEX/1.25) (AVS/1.25) (AVSS/2.0) (AVSSX·AESSX/2.0)
Cable overall diameter (mm)	2.5~2.9
Material	Silicone
Color	Dark Blue



2.3mm (090)

Dummy plugs (UNIT : mm)

- Male / Female Shared
- Dummy plugs are used to blind unused terminal holes.
- P5 : For 5mm pitch housing/Please inquire us for the details.
- P6 : For 6mm pitch housing
- M、F 共用です。
- 不必要なターミナル穴を塞ぐために、ダミー栓を使用します。
- P5 : 5ミリピッチ用 / 別途お問い合わせください。
- P6 : 6ミリピッチ用

2.3mm (090)

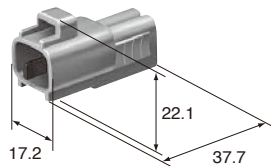
Housing (UNIT : mm)

Ref: Terminal part No.	B-13
Ref: wire seal No.	B-16
Ref: Dummy plug No.	B-17
Material	PBT/PA6T

2way

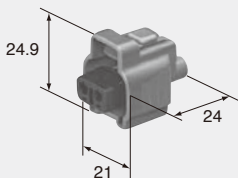
Material	PBT
Color	Gray

Note: Bracket size 9mm



M (6188-0108)

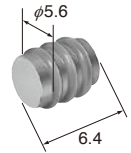
F (6189-0199)



Material	PBT
Color	Gray

(P6)

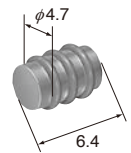
(7160-9465)



Material	NBR
Color	Black

(P5)

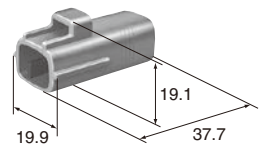
(7161-9787)



Material	NBR
Color	Brown

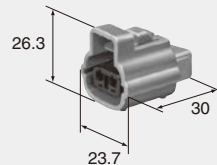
2way

Material	PBT
Color	Gray



M (6188-0047)

F (6189-0100)

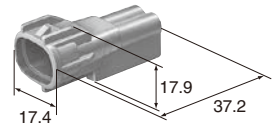


Material	PBT
Color	Gray

2way

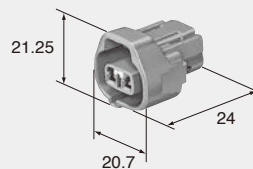
Material	PBT
Color	Gray

Note: Bracket size 9mm



M (6188-0266)

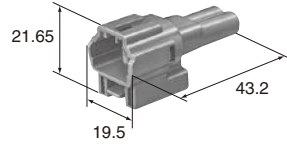
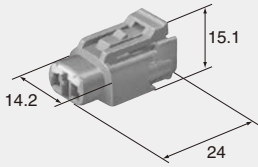
F (6189-0249)



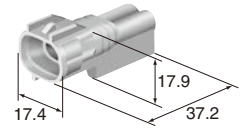
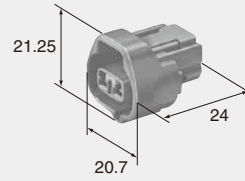
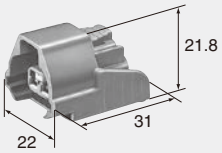
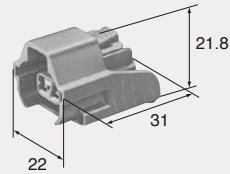
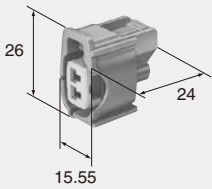
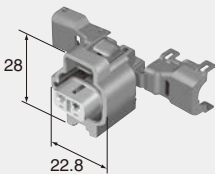
Material	PBT
Color	Gray

2way**Material** PBT**Color** Gray

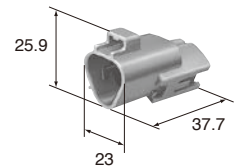
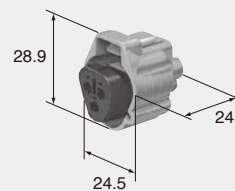
Note:Bracket size 13mm

**M (6188-0229)****F (6189-0388)****Material** PBT**Color** Gray**2way****Material** PBT**Color** Natural

Note:Bracket size 9mm

**M (6188-0624)****F (6189-0765)****Material** PBT**Color** Natural**2way****P5****F (6189-0566)****Material** PBT**Color** Gray**2way****P5****F (6189-0573)****Material** PBT**Color** Gray**2way****P5****F (6189-0611)****Material** PBT**Color** Gray**2way****F (6189-0682)****Material** PBT**Color** Gray**3way (T Type)****Material** PBT**Color** Gray

Note:Bracket size 9mm


**M (6188-0099)****F (6189-0179)****Material** PBT**Color** Gray

3way (E Type)

Material PBT


Color Gray

Note:Bracket size 9mm



M (6188-0282)

F (6189-0443)




Material PBT

Color Gray

4way

F (6189-0694)




Material PBT

Color Black

4way

F (6189-7398)



Material PA6T


Color Black

4way

Material PBT


Color Black

Note:Bracket size 9mm



M (6188-0517)

F (6189-0581)



Material PBT

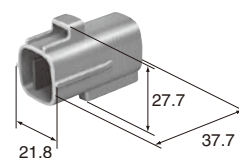
Color Black

4way

Material PBT


Color Gray

Note:Bracket size 9mm



M (6188-0066)

F (6189-0126)



Material PBT

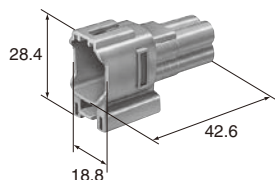
Color Gray

4way

Material PBT


Color Gray

Note:Bracket size 13mm



M (6188-0141)

F (6189-0381)



Material PBT

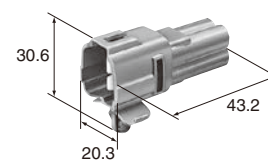
Color Gray

4way

Material PBT


Color Gray

NOTE : With clip for oval hole.
Plate thickness range for clamp:
t=0.7~2.2



M (6188-0217)

F (6189-0372)

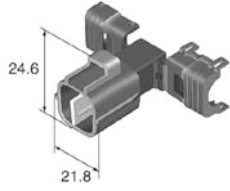


Material PBT

Color Gray


4way

Material	PBT
Color	Gray



M (6188-0472)

F (6189-0685)




Note: Bracket size 9mm

Material	PBT
Color	Gray

5way

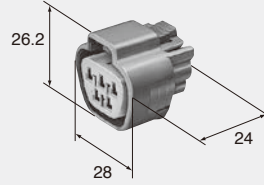
Material	PBT
Color	Gray

Note: Bracket size 9mm



M (6188-0327)

F (6189-0504)




Material	PBT
Color	Gray

6way


Material	PBT
Color	Gray

Note: Bracket size 13mm



M (6188-0173)

F (6189-0319)




Material	PBT
Color	Gray

6way

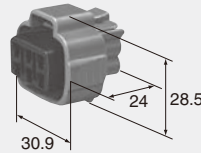
Material	PBT
Color	Gray

Note: Bracket size 9mm



M (6188-0175)

F (6189-0323)




Material	PBT
Color	Gray

6way


Material	PBT
Color	Gray

NOTE : With clip for oval hole.
Plate thickness range for clamp:
t=0.7~2.2



M (6188-0209)

F (6189-0368)

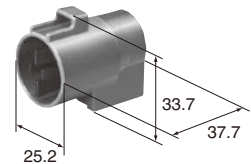


Material	PBT
Color	Gray

7way

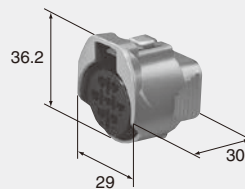
Material	PBT
Color	Gray

Note: Bracket size 17mm



M (6188-0067)

F (6189-0127)



Material	PBT
Color	Gray

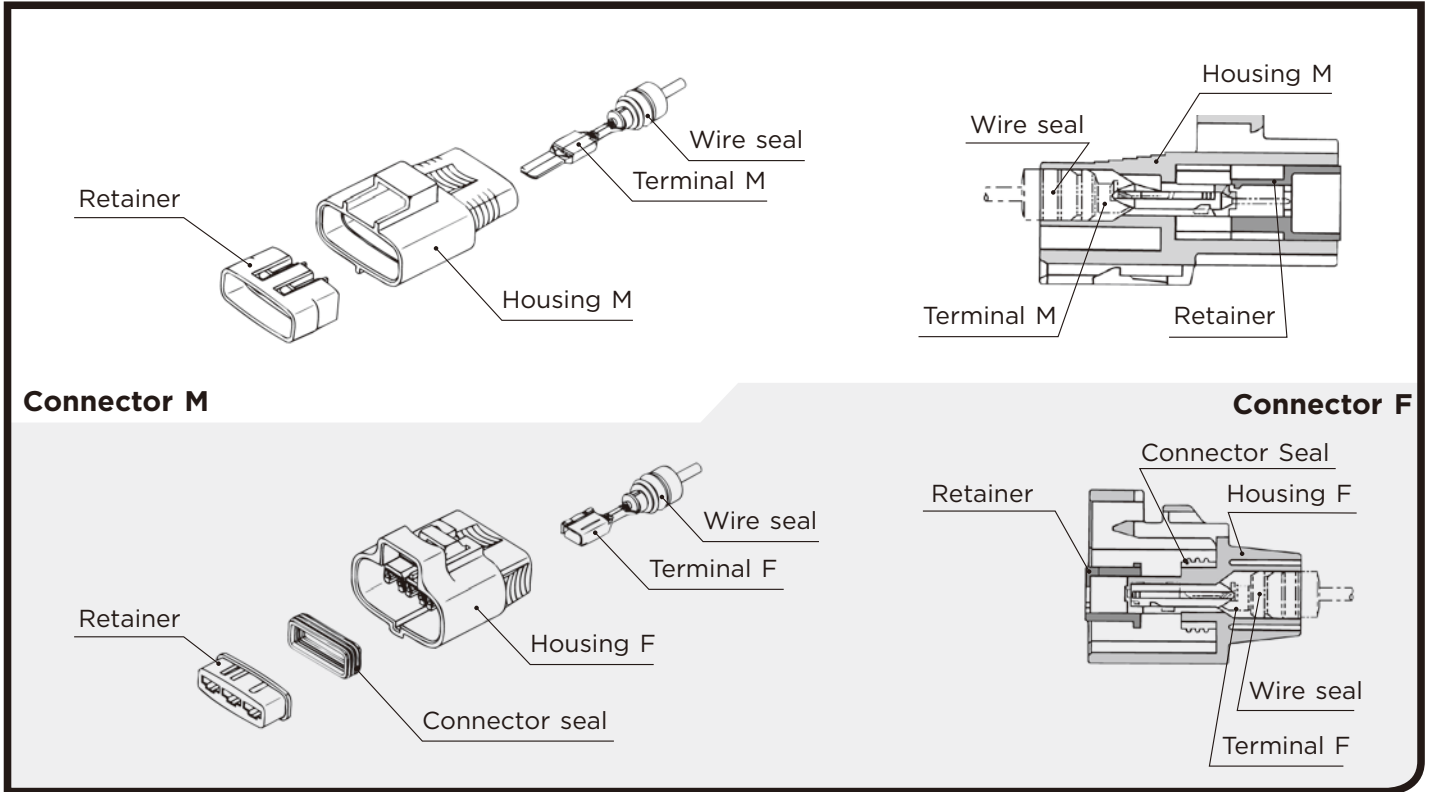
TS SEALED SERIES for STANDARD

4.8mm (187)

Structure / Detecting structure for incomplete terminal insertion.

B-21

TS SEALED SERIES



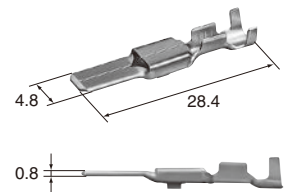
4.8mm (187)

(E)	(J)
Cable size	: 適用電線サイズ
Cable overall diameter	: 電線仕上り外径
Heat-resistant copper alloy	: 耐熱銅合金
Brass	: 黄銅
Surface treatment	: 表面処理
Gold-plated	: Auメッキ
Tin-plated	: Snメッキ

Terminal (UNIT : mm)

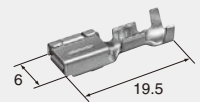
(S)

Cable size (mm ²)	0.3~0.5
Material	Brass
Surface treatment	Tin-plated



M (8100-0463)

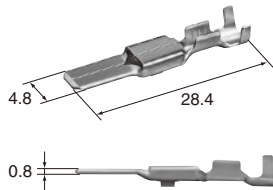
F (8100-0466)



Cable size (mm ²)	0.3~0.5
Material	Brass
Surface treatment	Tin-plated

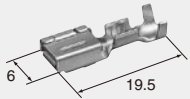
(M)

Cable size (mm ²)	0.5~1.25
Material	Brass
Surface treatment	Tin-plated



M (8100-0464)

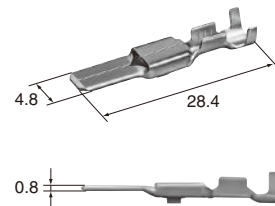
F (8100-0467)



Cable size (mm ²)	0.5~1.25
Material	Brass
Surface treatment	Tin-plated

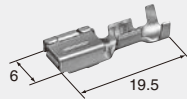
(L)

Cable size (mm ²)	2.0~3.0
Material	Brass
Surface treatment	Tin-plated



M (8100-0465)

F (8100-0468)



Cable size (mm ²)	2.0~3.0
Material	Heat-resistant copper alloy
Surface treatment	Tin-plated

4.8mm (187)

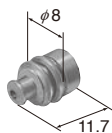
Wire seals (UNIT : mm)

- Male / Female Shared
- M、F 共用です。

(S)

(7165-0346)

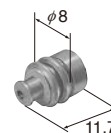
Cable size (mm ²)	(AVS/0.3) (AVSS/0.3~0.85) (AVSSX·AESSX/0.5~0.75) (CAVUS/0.85~1.25)
Cable overall diameter (mm)	1.4~2.0
Material	Silicone
Color	Dark Brown



(M)

(7165-0347)

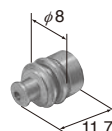
Cable size (mm ²)	(AV/0.5~1.25) (AVX·AEX/0.5~1.25) (AVS/0.5~1.25) (AVSS/1.25~2.0) (AVSSX·AESSX/1.25~2.0)
Cable overall diameter (mm)	2.0~2.9
Material	Silicone
Color	Dark Green



(L)

(7165-0348)

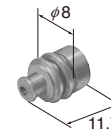
Cable size (mm ²)	(AV/2.0) (AVX·AEX/2.0) (AVS/2.0)
Cable overall diameter (mm)	2.9~3.5
Material	Silicone
Color	Dark Gray



(LL)

(7165-0356)

Cable size (mm ²)	(AV/3.0) (AVX·AEX/3.0) (AVS/3.0)
Cable overall diameter (mm)	3.5~4.1
Material	Silicone
Color	Dark Blue



4.8mm (187)

Dummy plugs (UNIT : mm)

- Male / Female Shared
- Dummy plugs are used to blind unused terminal holes.
- M、F 共用です。
- 不必要なターミナル穴を塞ぐために、ダミー栓を使用します。

4.8mm (187)

Housing (UNIT : mm)

Ref: Terminal part No. B-21

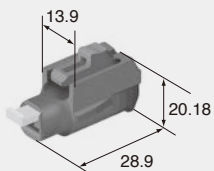
Ref: wire seal No. B-22

Ref: Dummy plug No. B-23

Material PBT

1way

F (6189-0413)

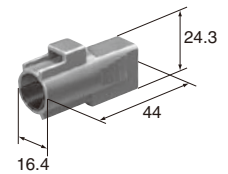


Color Black

1way

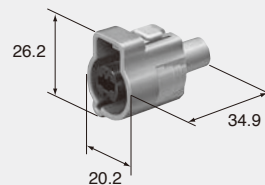
Color Gray

Note: Bracket size 9mm



M (6188-0083)

F (6189-0145)

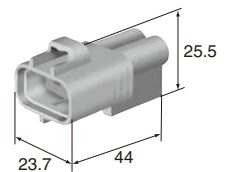


Color Gray

2way

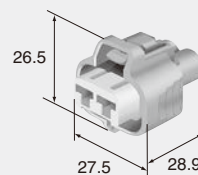
Color Gray

Note: Bracket size 9mm



M (6188-0259)

F (6189-0425)

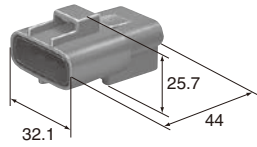


Color Gray

3way

Color Gray


Note: Bracket size 17mm



B-24

M (6188-0129)

F (6189-0165)

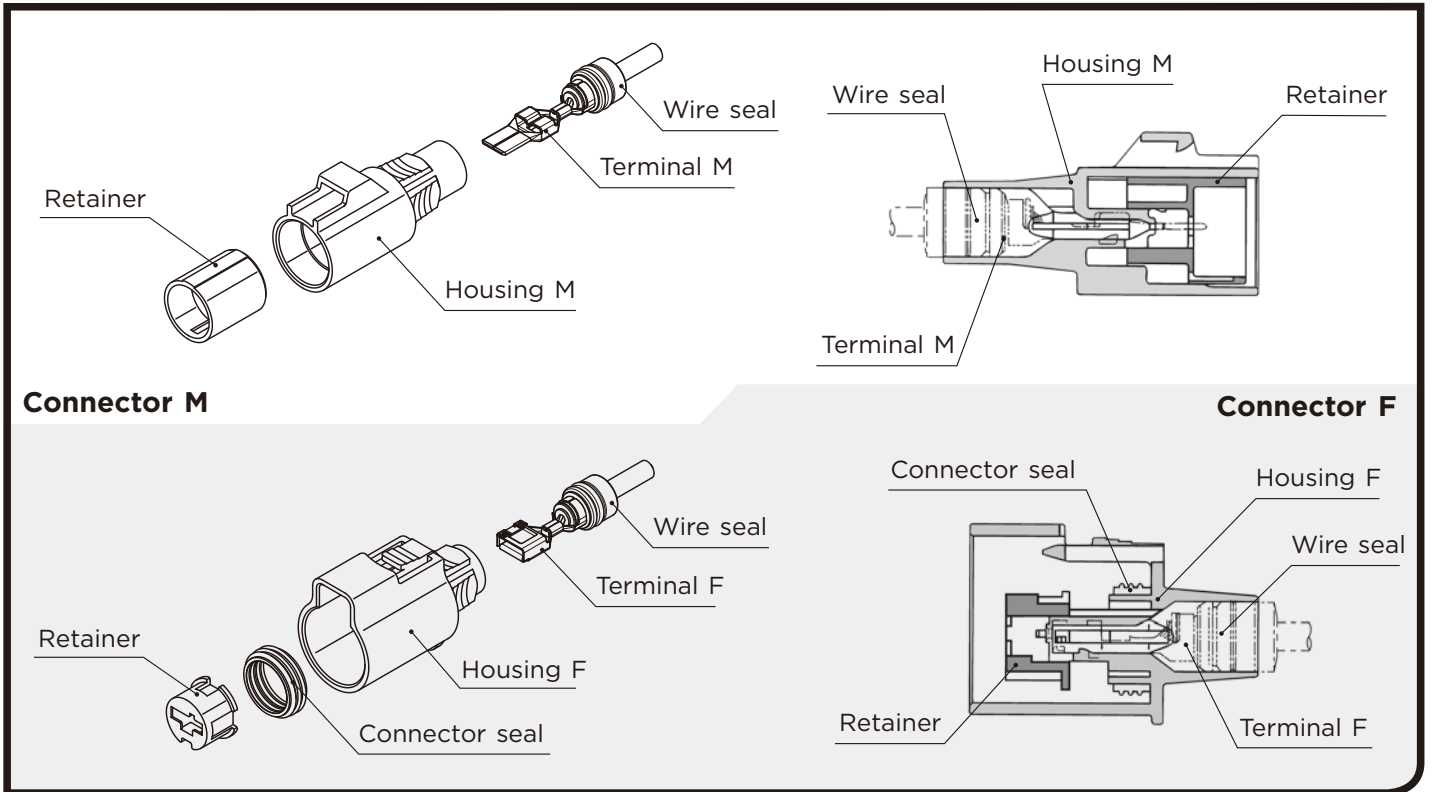


Color Gray

TS SEALED SERIES for STANDARD

8.0mm (312)

Structure / Detecting structure for incomplete terminal insertion.



B-25

TS SEALED SERIES

8.0mm (312)

(E)	(J)
Cable size	: 適用電線サイズ
Cable overall diameter	: 電線仕上り外径
Heat-resistant copper alloy	: 耐熱銅合金
Brass	: 黄銅
Surface treatment	: 表面処理
Gold-plated	: Auメッキ
Tin-plated	: Snメッキ

Terminal (UNIT : mm)

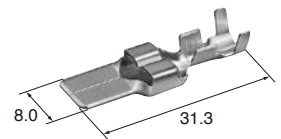
(S)

Cable size (mm²) 0.5~1.25

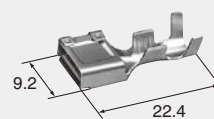
Cable overall diameter (mm) 2.0~2.7

Material Brass

Surface treatment Tin-plated



M (8100-0506)



F (8100-0451)

Cable size (mm²) 0.5~1.25

Cable overall diameter (mm) 2.0~2.7

Material Brass

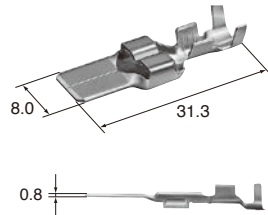
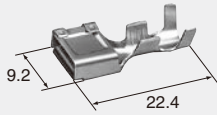
Surface treatment Tin-plated

(M)Cable size (mm²) 2.0~3.0

Cable overall diameter (mm) 2.6~4.1

Material Brass

Surface treatment Tin-plated

**M (8100-0507)**Cable size (mm²) 2.0~3.0

Cable overall diameter (mm) 2.6~4.1

Material Brass

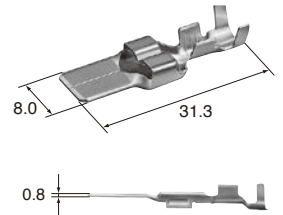
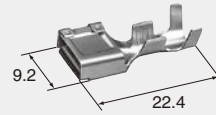
Surface treatment Tin-plated

F (8100-0452)**(L)**Cable size (mm²) 5.0~8.0

Cable overall diameter (mm) 4.4~5.8

Material Brass

Surface treatment Tin-plated

**M (8100-0508)**Cable size (mm²) 5.0~8.0

Cable overall diameter (mm) 4.4~5.8

Material Heat-resistant copper alloy

Surface treatment Tin-plated

F (8100-2980)**8.0mm (312)****Wire seals (UNIT : mm)**

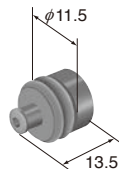
- Male / Female Shared
- M、F 共用です。

(SS)**(7165-0683)**Cable size (mm²) (AVS·AVX/0.5~1.25)

Cable overall diameter (mm) Over 2.0 mm less than 2.9 mm

Material Silicone

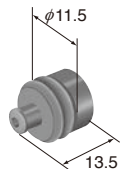
Color Dark Brown

**(S)****(7165-0400)**Cable size (mm²) (AV/3.0) (AVX·AEX/3.0)
(AVS/3.0)

Cable overall diameter (mm) 3.6~4.1

Material Silicone

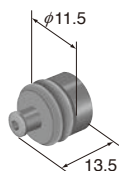
Color Dark Gray

**(M)****(7165-0392)**Cable size (mm²) (AV/5.0) (AVX·AEX/5.0)
(AVS/5.0)

Cable overall diameter (mm) 4.4~4.9

Material Silicone

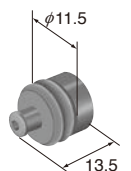
Color Dark Blue

**(L)****(7165-0393)**Cable size (mm²) (AV/8.0) (AVX·AEX/8.0)
(AVS/8.0)

Cable overall diameter (mm) 5.3~5.8

Material Silicone

Color Black



8.0mm (312)

Dummy plugs (UNIT : mm)

- Male / Female Shared
- Dummy plugs are used to blind unused terminal holes.
- M、F 共用です。
- 不必要なターミナル穴を塞ぐために、ダミー栓を使用します。

8.0mm (312)

Housing (UNIT : mm)

Ref: Terminal part No. B-25

Ref: wire seal No. B-26


Ref: Dummy plug No. B-27

Material PBT

2way

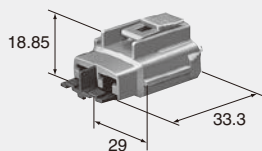
Color Gray

Note: Bracket size 17mm



M (6188-0096)


F (6189-0172)



Color Gray


1way

Color Gray



M (6188-0049)


F (6189-0101)



Color Gray

2way

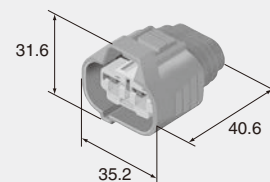
F (6189-0856)



Color Gray

2way

F (6189-6953)

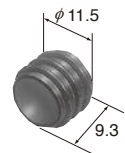


Color Gray

(7165-0180)


Material NBR

Color Black



2way


Color Gray



B-28

M (6188-5295)

F (6189-7256)



Color Gray

TS SEALED SERIES for HYBRID

B-29

TS SEALED SERIES

0.64mm, 2.3mm
(025, 090)


Housing (UNIT : mm)

Ref: Terminal part No.	[0.64mm] B-02
	[2.3mm] B-13
Ref: wire seal No.	[0.64mm] B-04
	[2.3mm] B-16
Ref: Dummy plug No.	[0.64mm] B-05
	[2.3mm] B-17
Material	PBT

No. of way/ () corresponds to 0.64mm, 2.3mm, in order from left to right.
極数/ () 内表示: 左から0.64mm 極数、2.3mm 極数

10way (6+4)

F (6189-7691)

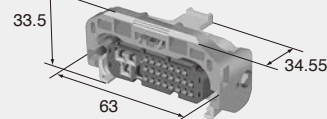


Color Black

13way (10+3)

P5 (2.3mm) Swing Lever


F (6189-7077)



Color Gray

10way (6+4)

F (6189-8321)




Color Gray

26way (23+3)

P5 (2.3mm) Swing Lever

F (6189-6934)



Color Black

0.64mm, 4.8mm
(025, 187)

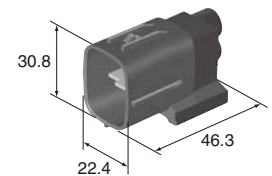
Housing (UNIT : mm)

Ref: Terminal part No.	[0.64mm] B-02
	[4.8mm] B-21
Ref: wire seal No.	[0.64mm] B-04
	[4.8mm] B-22
Ref: Dummy plug No.	[0.64mm] B-05
	[4.8mm] B-23
Material	PBT

No. of way () corresponds to 0.64mm, 4.8mm, in order from left to right.
極数/ () 内表示: 左から0.64mm 極数、4.8mm 極数

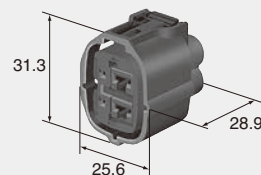
4way (2+2)

Color Black



M (6188-5103)

F (6189-1048)



Color Black

24way (22+2) Swing Lever
F (6189-7426)

Color Gray

34way (30+4) Slide Lever
F (6189-6978)

Color Black

34way (30+4) Slide Lever
F (6189-6979)

Color Gray

34way (30+4) Slide Lever
F (6189-6980)

Color Black

34way (30+4) Slide Lever
F (6189-6981)

Color Gray

40way (36+4) Slide Lever
F (6189-1160)

Color Gray

46way (42+4) Slide Lever
F (6189-1136)

Color Black

46way (42+4) Slide Lever
F (6189-6894)

Color Black

0.64mm, 8.0mm (025, 312)

Housing (UNIT : mm)

Ref: Terminal part No.	[0.64mm]	B-02
	[8.0mm]	B-25
Ref: wire seal No.	[0.64mm]	B-04
	[8.0mm]	B-26
Ref: Dummy plug No.	[0.64mm]	B-05
	[8.0mm]	B-27
Material	PBT	

No. of way/ () corresponds to 0.64mm, 8mm in order from left to right.
 極数 / () 内表示 : 左から0.64mm 極数、8mm 極数

18way (16+2) Swing Lever
F (6189-7208)

Color Black

0.64W, 8.0mm (025W, 312)

Housing (UNIT : mm)


Ref: Terminal part No.	[0.64W] B-09 [8.0mm] B-25
Ref: wire seal No.	[0.64W] B-10 [8.0mm] B-26
Ref: Dummy plug No.	[0.64W] B-11 [8.0mm] B-27
Material	PBT/PA6T

No. of way/ () corresponds to 0.64W, 8.0mm in order from left to right.
極数 / () 内表示 : 左から0.64W 極数、2.3mm 極数、4.8mm 極数

4way (2+2)

Swing Lever

F (6189-7731)




Material	PBT
Color	Black

11way (9+2)

Swing Lever

F (6189-8251)




Material	PA6T
Color	Black

11way (9+2)

Swing Lever

F (6189-7813)



Material	PA6T
Color	Black

2.3mm, 4.8mm (090, 187)

B-32

Housing (UNIT : mm)

Ref: Terminal part No. [2.3mm] B-13
[4.8mm] B-21

Ref: wire seal No. [2.3mm] B-16
[4.8mm] B-22

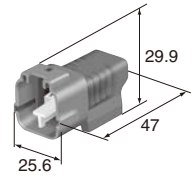
Ref: Dummy plug No. [2.3mm] B-17
[4.8mm] B-23

Material PBT

No. of way/ () corresponds to 2.3mm, 4.8mm in order from left to right.
極数/() 内表示: 左から2.3mm 極数、4.8mm 極数


4way (2+2)

Color Gray



M (6188-0415)

F (6189-0144)

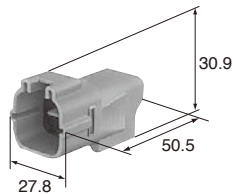


Color Gray

5way (3+2)


Color Gray

Note: Bracket size 17mm



M (6188-0091)

F (6189-0166)

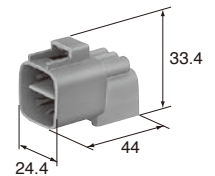


Color Gray

5way (3+2)


Color Gray

Note: Bracket size 17mm



M (6188-0101)


F (6189-0181)



Color Gray

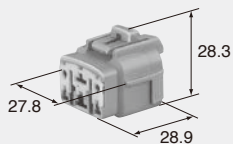
6way (4+2)

Color Gray



M (6188-0187)

F (6189-0143)




Color Gray

11way (8+3)

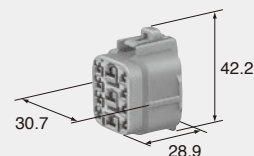
Color Gray

Note: Bracket size 17mm



M (6188-0221)

F (6189-0376)



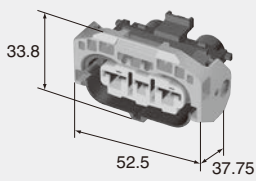
Color Gray

4.8mm, 8.0mm
(187, 312)

Housing (UNIT : mm)

Ref: Terminal part No.	[4.8mm]	B-21
	[8.0mm]	B-25
Ref: wire seal No.	[4.8mm]	B-22
	[8.0mm]	B-26
Ref: Dummy plug No.	[4.8mm]	B-23
	[8.0mm]	B-27
Material	PBT	

No. of way/ () corresponds to 4.8mm, 8.0mm in order from left to right.
極数 / () 内表示 : 左から4.8mm 極数、8.0mm 極数

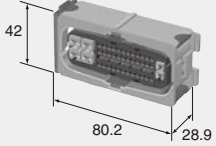
3way (1+2)	Swing Lever
	F (6189-7156)
Material	PBT
Color	Black

0.64mm, 2.3mm, 4.8mm
(025, 090, 187)

Housing (UNIT : mm)

Ref: Terminal part No.	[0.64mm]	B-02
	[2.3mm]	B-13
	[4.8mm]	B-21
Ref: wire seal No.	[0.64mm]	B-04
	[2.3mm]	B-16
	[4.8mm]	B-22
Ref: Dummy plug No.	[0.64mm]	B-05
	[2.3mm]	B-17
	[4.8mm]	B-23
Material	PBT	

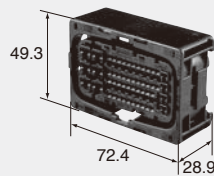
No. of way/ () corresponds to 0.64mm, 2.3mm, 4.8mm in order from left to right.
極数 / () 内表示 : 左から0.64mm 極数、2.3mm 極数、4.8mm 極数

42way (36+2+4)	P5 (2.3mm) Slide Lever
	F (6189-7094)
Material	PBT
Color	Black

52way (42+4+6)

P5 (2.3mm) Swing + Slide Lever

F (6189-7809)

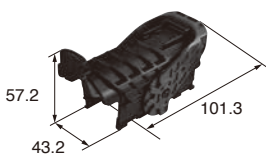


Material	PBT
Color	Black

Fitting Cover

Straight type

(6911-6648)

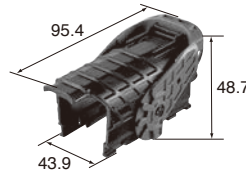


Material	PBT G30
Color	Black

Fitting Cover

Left angle type

(6911-5948)



Material	PBT G30
Color	Black

0.64W, 2.3mm, 4.8mm (025W, 090, 187)

Housing (UNIT : mm)

Ref: Terminal part No.	[0.64W]	B-09
	[2.3mm]	B-13
	[4.8mm]	B-21

Ref: wire seal No.	[0.64W]	B-10
	[2.3mm]	B-16
	[4.8mm]	B-22

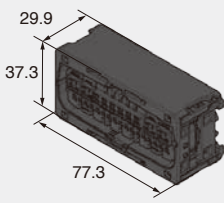
Ref: Dummy plug No.	[0.64W]	B-11
	[2.3mm]	B-17
	[4.8mm]	B-23

Material PBT

No. of way/ () corresponds to 0.64W, 2.3mm, 4.8mm in order from left to right.
極数 / () 内表示 : 左から0.64W 極数、2.3mm 極数、4.8mm 極数

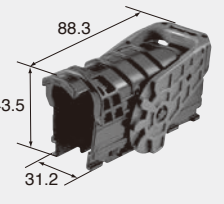
B-34

31way (21+6+4) P5 (2.3mm) Swing + Slide Lever
F (6189-7836)



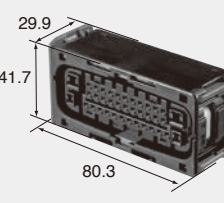
Material	PBT
Color	Black

Fitting Cover (6911-5774)



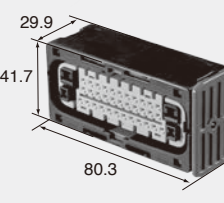
Material	PBT G30
Color	Black

38way (34+2+2) P5 (2.3mm) Slide Lever
F (6189-7435)



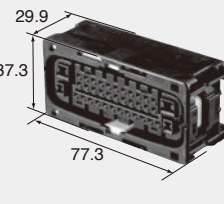
Material	PBT
Color	Black

38way (34+2+2) P5 (2.3mm) Slide Lever
F (6189-7436)



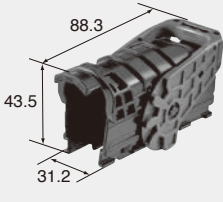
Material	PBT
Color	Black

38way (34+2+2) P5 (2.3mm) Swing + Slide Lever
F (6189-7433)



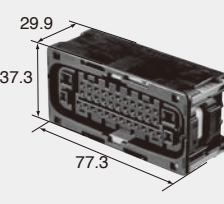
Material	PBT
Color	Black

Fitting Cover F (6911-5774)



Material	PBT G30
Color	Black

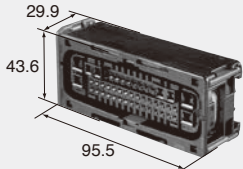
38way (34+2+2) P5 (2.3mm) Swing + Slide Lever
F (6189-7434)



Material	PBT
Color	Black

46way (38+4+4) Slide Lever

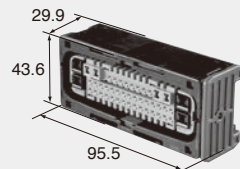
F (6189-7546)



Material PBT
Color Black

46way (38+4+4) Slide Lever

F (6189-7547)



Material PBT
Color Black

0.64W, 2.3mm, 4.8mm 8.0mm (025W, 090, 187 312)


Housing (UNIT : mm)

Ref: Terminal part No.	[0.64W]	B-09
	[2.3mm]	B-13
	[4.8mm]	B-21
	[8.0mm]	B-25
Ref: wire seal No.	[0.64W]	B-10
	[2.3mm]	B-16
	[4.8mm]	B-22
	[8.0mm]	B-26
Ref: Dummy plug No.	[0.64W]	B-11
	[2.3mm]	B-17
	[4.8mm]	B-23
	[8.0mm]	B-27
Material	PBT	

No. of way/ () corresponds to 0.64W, 2.3mm, 4.8mm in order from left to right.
極数 / () 内表示 : 左から0.64W 極数、2.3mm 極数、4.8mm 極数

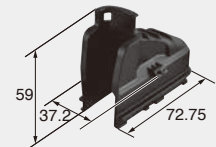
42way (36+3+1+2) P5 (2.3mm) Swing + Slide Lever

F (6189-8470)



Material PBT
Color Black

Fitting Cover (6911-7444)



Material PBT G30
Color Black